



NOTTINGHAM CITY COUNCIL
AREA 8 COMMITTEE

Date: Wednesday 14 September 2016

Time: 6.30 pm

Place: Clifton Cornerstone - Clifton Cornerstone, Southchurch Drive, Clifton

Councillors are requested to attend the above meeting to transact the following business

Corporate Director for Resilience

Governance Officer: Laura Wilson **Direct Dial:** 0115 8764301

- 1 APOLOGIES FOR ABSENCE**
- 2 DECLARATIONS OF INTERESTS**
- 3 MINUTES** 3 - 16
Last meeting held on 11 May 2016 (for confirmation)
- 4 AREA COMMITTEE COMMUNITY REPRESENTATIVES** 17 - 24
Report of Director of Neighbourhood Services
- 5 POLICE UPDATE**
Verbal update
- 6 UPDATE ON PROJECTS FROM THE ACTION PLAN FOR CLIFTON - DISTRICT RETAIL CENTRES** 25 - 26
Presentation by Mark Armstrong, Town Centre Co-ordinator
- 7 PROPOSED RETAIL DEVELOPMENT, GREEN LANE, CLIFTON**
Presentation by Charles Smyth, Cedar House Investments
- 8 USE OF SECTION 106 FUNDING AT VICTORIA EMBANKMENT & MEADOWS RECREATION GROUND** 27 - 30
Report of Corporate Director for Commercial and Operations
- 9 AREA BASED GRANT UPDATE** 31 - 44
Presentation by Sharon Mills, Meadows Partnership Trust

10	NOTTINGHAM CITY HOMES UPDATE Report of Chief Executive, Nottingham City Homes	45 - 62
11	WARD REPORT - BRIDGE, CLIFTON NORTH & CLIFTON SOUTH Report of Director of Neighbourhood Services	63 - 96
12	AREA CAPITAL FUND – 2016/17 PROGRAMME Report of Director of Neighbourhood Services	97 - 104
13	DELEGATED AUTHORITY PROJECTS Report of Director of Neighbourhood Services	105 - 110

IF YOU NEED ANY ADVICE ON DECLARING AN INTEREST IN ANY ITEM ON THE AGENDA, PLEASE CONTACT THE GOVERNANCE OFFICER SHOWN ABOVE, IF POSSIBLE BEFORE THE DAY OF THE MEETING

CITIZENS ATTENDING MEETINGS ARE ASKED TO ARRIVE AT LEAST 15 MINUTES BEFORE THE START OF THE MEETING TO BE ISSUED WITH VISITOR BADGES

CITIZENS ARE ADVISED THAT THIS MEETING MAY BE RECORDED BY MEMBERS OF THE PUBLIC. ANY RECORDING OR REPORTING ON THIS MEETING SHOULD TAKE PLACE IN ACCORDANCE WITH THE COUNCIL'S POLICY ON RECORDING AND REPORTING ON PUBLIC MEETINGS, WHICH IS AVAILABLE AT WWW.NOTTINGHAMCITY.GOV.UK. INDIVIDUALS INTENDING TO RECORD THE MEETING ARE ASKED TO NOTIFY THE GOVERNANCE OFFICER SHOWN ABOVE IN ADVANCE.

PLEASE NOTE THAT TEA AND COFFEE WILL BE AVAILABLE FROM 6PM AND COUNCILLOR PAT FERGUSON WILL BE IN ATTENDANCE FROM 6PM.

DUE TO RESTRICTIONS ON OPENING HOURS AT CLIFTON CORNERSTONE, THE MEETING WILL HAVE TO CONCLUDE BY 8.30PM AS THE VENUE HAS TO BE VACATED BY 8.45PM.

NOTTINGHAM CITY COUNCIL

AREA 8 COMMITTEE

MINUTES of the meeting held at Ground Floor Committee Room - Loxley House, Station Street, Nottingham, NG2 3NG on 11 May 2016 from 19.03 - 21.05

Membership

Present

Councillor Michael Edwards
 Councillor Pat Ferguson (Chair)
 Councillor Chris Gibson
 Councillor Nicola Heaton
 Councillor Andrew Rule
 Councillor Steve Young (Vice Chair)

Absent

Councillor Josh Cook
 Councillor Corall Jenkins

Community Representatives (✓ indicates present A indicates apologies)

	Claudina Morris	Afro-Caribbean Women's Group	Bridge
✓	Deirdre Whitworth	Arkwright Meadows Community Gardens	Bridge
✓	Jonathan Hughes	Friends of Victoria Embankment	Bridge
A	Mary Daly	Meadows Dance & Social Group	Bridge
	Basheer Ahmed Latif	Meadows Muslim Centre	Bridge
A	Margaret Spencer	Old Meadows Tenants & Residents Association (OMTRA)	Bridge
A	Jane Jeffrey	Queens Walk Community Association	Bridge
✓	Richard Gutteridge	26 th Nottingham (Meadows) Scouts Group	Bridge
✓	Roy Nettleship	Carters Educational Foundation	Clifton North
	Robert Moseley	Clifton Community Centre	Clifton North
	Karen Humble	Clifton Community Family Support Group	Clifton North
✓	Colin Mackie	Silverdale Community Association	Clifton North
✓	Roger Steel	Wilford Community Group	Clifton North
	Tracy Osbourne	Barton Lane Community Association	Clifton South
A	Ian Malcolm	Clifton Advice Centre	Clifton South
✓	Kevin McCormick	Clifton Village Residents Association	Clifton South
A	Clare Ashton	Good Companions	Clifton South
	John Ball	Highbank Community Association	Clifton South
✓	Patricia Nicholson	New Beginnings Bereavement	Clifton South

Colleagues, partners and others in attendance:

Tom Williams - Smooth Radio
 Steve Tough - NET Team Leader
 Inspector Donna Busuttil - Nottinghamshire Police
 Chanel Richards - Nottingham City Homes
 Parbinder Singh) Neighbourhood Development Officer

Abdul Ghaffar) Neighbourhood Development Officer
Catherine Ziane-Pryor - Governance Officer
Sharon Mills) Meadows Partnership Trust
Miriam Gifford)

1 APPOINTMENT OF CHAIR

Resolved that Councillor Pat Ferguson is appointed as Chair of the Committee for the 2016/17 municipal year.

2 APPOINTMENT OF VICE-CHAIR

RESOLVED that Councillor Steve Young is appointed as Vice-Chair for the 2016/17 municipal year.

3 APOLOGIES FOR ABSENCE

Councillor Corall Jenkins (other Council business)
Councillor Josh Cook (personal)
Claire Ashton
Ian Malcolm
Margaret Spencer
Jane Jefferies
Mary Daly

4 DECLARATIONS OF INTERESTS

None.

5 MINUTES

The minutes of the meeting held on 10 February 2016 are confirmed by the Committee and signed by the Chair.

6 TRANSPORT AND TRAVEL

Steve Tough, NET Team Leader, updated the Committee on the behalf of Nottingham Express Transit, with regard to the progress in completion of tram works within the Clifton area.

The following points were highlighted and the Committee's questions responded to as follows:

- (a) new street furniture, including bins, benches and bollard, have now been ordered for Clifton Town Centre;
- (b) whilst there had been a delay in re-connecting some 'real time' bus stop furniture, only one bus stop site on Farnborough Road is yet to be re-connected;
- (c) following feedback on the proposed tree pits, a resin bonded gravel method is now recommended for all 23 trees within Clifton Centre;
- (d) completion of the Clifton Centre paving remains an issue of dispute with the contractor but it will be completed as soon as the dispute is resolved;

- (e) resolution of general snagging issues is ongoing. This includes drainage improvements which are required within the Clifton and Wilford areas and which are not predicted to cause traffic disruption but are unlikely to be completed before the end of September;
- (f) third party 'land hand back' this is due to commence within the next three weeks but highways hand back will take longer as there are still outstanding works to resolve;
- (g) operations are good with the service proving reliable and patronage steady. Bus services will be realigned and further work will be carried out to co-ordinate travel between bus and tram, including the promotion of the Robin Hood travel card;
- (h) residents are unhappy that the damage on Coronation Avenue and Fern Road, possibly caused by huge concrete tankers, is yet to be repaired. However the Highways Authority is willing to instruct for reasonable corrective work to be done in Coronation Avenue, but not for Fern Avenue as the road is considered at the end of its life and damage caused purely by the concrete tankers cannot be proven;
- (i) trams should only wait at stops which are staging points and shouldn't block the flow of traffic beyond average 20-25 seconds to enable passengers to embark and disembark. Any reports of such waiting at non-staging points will be investigated;
- (j) the Highways Authority are not able to implement and enforce traffic regulation orders, including parking, until contractors' work is complete;
- (k) although concern has been raised since operation started regarding the width of pavements on the Wilford Toll Bridge, specifically by mothers with pushchairs and young children, there are no proposals to change the layout which provides routes for cycling pedestrians and the tram service. Driver behaviour has been examined and drivers are to reduce speed, particularly when younger people are crossing the bridge.

Citizens within the Wilford community do not welcome the pay to park scheme.

Community representatives requested that an officer from the Highways Team attend a future meeting to inform the Committee of the effect of the tram on highways.

Councillors requested that clarification is sought on the impact which the Broadmarsh redevelopment may have upon the numbers 48 and 1 bus services, including connections to Victoria Centre.

RESOLVED for a Transport and Travel Update to be provided to the next meeting of the Committee.

7 COMMUNITY SAFETY AND POLICE UPDATE

Nottinghamshire Police Inspector Donna Busuttil, informed the Committee that following members' concerns at proposed changes to the local policing structure, she and Councillors had met with Lillian Greenwood MP.

Inspector Busuttil highlighted the following points and responded to the Committee's questions:

- (a) within the restructure, Inspector Busuttil now has responsibility for Policing in St Anne's, Sneinton, the Meadows and Clifton;

- (b) whilst the officers at Clifton generally remained the same, there had been a reduction of Meadows officers and 'beats' have been replaced by 'areas' with all officer contact details listed on the Neighbourhood Policing section of the Police website;
- (c) the restructure has presented the opportunity for further flexibility with regard to plain-clothes operations as officers from other areas who are not known within the local area can more easily be deployed;
- (d) the Committee and citizens were urged to contact either Inspector Busuttil or the Area Sergeants if there were any issues or concerns regarding the changed structure;
- (e) Inspector Busuttil was not able to confirm how long she would remain in her current role as she is currently covering the post during the maternity leave of a colleague, but assured the Committee that she was wholly dedicated to the area and would gladly remain;
- (f) with regard to processes around burglaries, cases were considered on an individual basis on the type of incident and the amount and type of evidence available. It is harder to identify the burglar if there is not physical, CCTV or forensic evidence and so cases may be 'closed' within days where there is no evidence or proof, even if there is a suspect. However, if relevant evidence later appears, the case can be re-activated;
- (g) resident of the Wilford Area who have experienced repeated incidents of 'non forced entry' car security tampering', were assured that the crimes had been taken very seriously and, acting on a raft of intelligence, plain clothes officers had been present in the area over six nights, stopping and challenging people who did not appear to have good reason for being in the area. As a result, five people were arrested and charged, two of whom were remanded;
- (h) although ideal, within the current staffing resource restraints, it was not possible to allocate Police Officer time to entering and publishing the new structure on the Police Alert system as other policing issues have to take priority. Providing such information on line or via leaflet drops would require additional resources which are not available, however, there is a greater emphasis on social media communications which are proving very successful although it is recognised that this does not reach all sections of the community.

Representatives of the 'Nott's-Watch' Neighbourhood Watch group were disappointed that although providing plenty of notice they had been unable to secure police officer attendance at any of their meetings, and requested that this be addressed.

Councillor Edwards expressed frustration that he had been made aware of three physical attack hate crimes which had taken place within the Meadows Area, but not all had been reported to the Police and emphasised that it was vital that criminal behaviour is always reported to ensure that the Police are aware of what is happening and can collate intelligence to focus resources on addressing issues. Inspector Busuttil was also very disappointed that the incidents had not been reported to the Police, adding that good quality local intelligence was vital as nothing can be done if the Police are not aware.

The Committee welcomed the success of the Wilford anti-car crime operation and acknowledged that in enforcing the law, Police Officers were amongst the community, and not necessarily as a visible presence always in uniform.

8 SUMMER EVENTS IN CLIFTON

Parbinder Singh, Neighbourhood Development Officer, introduced the item and circulated a promotional flier with the following summer events to be held in Clifton:

(Tbc) 11 June or Late July – Queen’s Birthday, The Peacock;
9 August – Picnic in the Park
13 August – Clifton Fun Day at Dovecoat School;
24 August – Teddy Bear’s Picnic;
9 and 19 September - Clifton Drive in Movie and Festival.

Tom Williams of Smooth FM Radio, announced that the Smooth FM Clifton Drive-in Festival is to be held in conjunction with Nottingham City Council and NET on 9 and 10 September 2016 at the Clifton Park and Ride Site, as a culmination of a series of summer events being held in Clifton.

The following points were highlighted:

- (a) as a celebration of the completion of the tram works and to highlight the retail offer available in Clifton, the Drive-in film event will provide free but ticketed entry for approximately 600 cars during the two days when the films ‘Grease’ and ‘Back to the Future’ will be screened;
- (b) similar events have been very successfully held in Sheffield but this will be the first for the City of Nottingham;
- (c) Smooth FM have been intrinsic in progressing the event and from July will be promoting it within Clifton and across the City on radio, Facebook, newsletters and digitally with advertising, promotions and competitions;
- (d) ticket registration will be online;
- (e) the audio of the films will be available on the radio waves so that every car attending with a radio will be able to play the sound of the film through the car radio. It is anticipated that as the audio will be contained within each vehicle, there will be minimal or possibly no disturbance caused to the neighbouring Lark Hill Retirement Village;
- (f) people without cars will be able to view the film as there will be seating areas for citizens to bring their own deck chairs or blankets.

The Committee enthusiastically welcomed the launch of the event and thanked Tom Williams for his enthusiasm and dedication in organising the event.

9 WARD REPORTS

a BRIDGE WARD REPORT

Abdul Ghaffar, Neighbourhood Development Officer, presented the Bridge Ward Report which identified the Area Based Priorities of:

- (i) Parking;
- (ii) Parks and Open Spaces;
- (iii) Regeneration and Environmental, and
- (iv) Drugs;

The Current ward priorities are listed within the themes of:

- (v) Safer Nottingham;
- (vi) Neighbourhood Nottingham;
- (vii) Families Nottingham;
- (viii) Healthy Nottingham;
- (ix) Working Nottingham.

The key issues which have been identified through community and partnership working, including the latest NAT review, include;

- (x) empty and problematic properties in the old meadows;
- (xi) drugs;
- (xii) dog fouling;
- (xiii) fly tipping;
- (xiv) rough sleepers;
- (xv) the gathering of certain nominals at specific sites.

In addition, a list of engagement events is attached to the report.

Members of the Committee commented:

- (a) fly tipping currently appears to be a specific problem between the streets on Queens Drive and Robin Hood Way. It is a concern that a new private landlord has control of some of the properties and is not acting responsibly;
- (b) the drug needle issue near to the Toll Bridge appears to have been resolved;
- (c) it was hoped that bins specifically for used needles could be installed for 'hot spot' areas, but this will not be possible. However, the derelict properties where drug users sometimes gathered have now been secured.

RESOLVED to note the report, priorities and issues.

b CLIFTON NORTH WARD REPORT

Parbinder Singh, Neighbourhood Development Officer, presented the Clifton North Ward Report which identified the Area Based Priorities of:

- (i) Parking;
- (ii) Parks and Open Spaces;
- (iii) Regeneration and Environmental, and
- (iv) Drugs;

The Current ward priorities are listed within the themes of:

- (v) Safer Nottingham;
- (vi) Neighbourhood Nottingham;
- (vii) Families Nottingham;
- (viii) Healthy Nottingham;
- (ix) Working Nottingham.

The key issues which have been identified through community and partnership working, including the latest NAT review, include;

- (x) Vehicle crime;
- (xi) Parking issues;
- (xii) Damage to grass verges due to cars parking;
- (xiii) Dog fouling;
- (xiv) Fly tipping;

- (xv) The need for wireless CCTV

In addition, a list of engagement events is attached to the report.

Comments from the Committee included:

- (xvi) It is disappointing that all Ward Councillors are not regularly able to undertake ward walks together.

RESOLVED to note the report, priorities and issues.

c CLIFTON SOUTH WARD REPORT

Parbinder Singh, Neighbourhood Development Officer, presented the Clifton North Ward Report.

Abdul Ghaffar circulated additional information to the report was regarding the proposals to prevent travellers causing damage to Clifton Village Green by parking/camping on the area. This issue has previously been discussed by the Committee but had required further legal clarification. The information was added to the online agenda following the meeting and provides a summary, including a map, of the proposed protection consisting of 1metre high wooden bollards along the southern sections of the grassed verges and to either side of the track that runs through the Village Green and metal drop-down bollards on the walkway at the northern point of the track.

It is noted that whilst the City Council did not own the Village Green, it does lease the land and therefore has a responsibility to protect it. Other options considered were explained with the merits of the current proposal supported by the Committee. Some resident's preference for a post and chain enclosure is noted.

The Area Based Priorities include:

- (i) Parking;
- (ii) Parks and Open Spaces;
- (iii) Regeneration and Environmental, and
- (iv) Drugs;

The Current ward priorities are listed within the themes of:

- (v) Safer Nottingham;
- (vi) Neighbourhood Nottingham;
- (vii) Families Nottingham;
- (viii) Healthy Nottingham;
- (ix) Working Nottingham.

The key issues which have been identified through community and partnership working, including the latest NAT review, include;

- (x) Parking issues;
- (xi) Clifton Village Green protection from parking;
- (xii) Damage to grass verges caused by parking;
- (xiii) Dog fouling;
- (xiv) ASB issues at Holy Trinity Shops;
- (xv) The need to 3G wireless CCTV.

In addition, a list of engagement events is attached to the report.

Comments from the Committee included:

- (xvi) Community representatives requested that reasonable notice be given to enable them to attend ward walks. Recently this had not been the case.

RESOLVED

- (1) to note the report, priorities and issues;
- (2) to support the Clifton Village Green protection proposal.

10 AREA CAPITAL FUND 2016/17 PROGRAMME

Parbinder Singh, Neighbourhood Development Officer, presented the report which updates the Committee on the Area Capital Funds allocated and available within each Ward and requests consideration of proposed spend.

It was highlighted that the proposed joint purchase of CCTV equipment and associated running costs for two years, is supported by Councillors of all three wards, and this purchase would not be feasible on an individual ward basis.

RESOLVED

- (1) to approve the following Bridge Area Capital 2016 - 2017 Programme allocations:

(a) **Bridge LTP schemes**

Location	Type	Estimate	Details
Gritley Mews	Footpath	£10,077	Resurfacing of footway on Gritley Mews
Bathley Street	Carriage-way	£15,665	Microasphalt surface treatment on Bathley Street

(b) **Bridge Public Realm schemes**

Location	Type	Estimate	Details
Bridge Ward CCTV	security cameras	£10,960	Provision of 2 x3G CCTV camera with 2 year licence and 8 relocations to identified sites

- (2) to note the following financial position of Bridge Ward:

2016 - 2017 LTP allocation	£53,200
LTP carried forward from 2015 - 2016	£0
2016 - 2017 Public Realm allocation	£31,900
Public Realm carried forward from 2015 - 2016	£47,048
Total Available 2016 - 2017 ACF	£132,148
Less LTP schemes	- £25,742
Less Public Realm schemes	- £10,960
De-committed funds	+ £0
Remaining available balance	£95,446
LTP element remaining	£27,458
Public Realm element remaining	£67,988

- (3) to approve the following Clifton North Area Capital 2016 - 2017 Programme allocations and de-committed funds, acknowledging that that there are no LTP schemes proposed at this time:

(a) Clifton North Public Realm schemes

Location	Type	Estimate	Details
Clifton North Ward CCTV	security cameras	£16,440	Provision of 3 x3G CCTV camera with 2 year licence and 8 relocations to identified sites - lead service: Neighbourhood Management
Eddleston Drive	Fencing	£1,500	Fencing in Eddleston Drive and open area - lead service: Locality Management

(b) Clifton North Withdrawn schemes

Location	Type	Reason	Amount	Details
Wilford	litter bins	Underspend	£296	Litter bins at Iremonger Pond & Ruddington Lane Park (Nov-13)
Silverdale	speed monitoring	scheme discontinued	£4,000	Speed Monitor indicator on Brookthorpe Way (Nov-13)

- (4) to note the following financial position of Clifton North:

2016 - 2017 LTP allocation	£47,500
LTP carried forward from 2015 - 2016	£0
2016 - 2017 Public Realm allocation	£28,500
Public Realm carried forward from 2015 - 2016	£7,518
Total Available 2016 - 2017 ACF	£83,518
Less LTP schemes	- £0
Less Public Realm schemes	- £17,940
De-committed funds	+ £4,296
Remaining available balance	£69,874
LTP element remaining	£47,500
Public Realm element remaining	£22,374

- (5) to approve the following Clifton South Area Capital 2016 - 2017 Programme allocations:

(a) Clifton South LTP schemes:

Location	Type	Estimate	Details
Summerwood Lane	Footpath	£25,420	Resurface footpath on Summerwood Lane (odd numbers side) from Conifer Crescent link footpath to Breckswood Drive

(b) Clifton South Public Realm schemes:

Location	Type	Estimate	Details
Clifton South Ward CCTV	security cameras	£16,440	Provision of 3 x3G CCTV camera with 2 year licence and 8 relocations to identified sites

(6) to note the following financial position of Clifton South:

2016 - 2017 LTP allocation	£59,900
LTP carried forward from 2015 - 2016	£1,663
2016 - 2017 Public Realm allocation	£36,000
Public Realm carried forward from 2015-16	£37,708
Total Available 2016 - 2017 ACF	£135,271
Less LTP schemes	£25,420
Less Public Realm schemes	£16,440
De-committed funds	£0
Remaining available balance	£93,411
LTP element remaining	£36,143
Public Realm element remaining	£57,268

11 NOTTINGHAM CITY HOMES PERFORMANCE, ENGAGEMENT AND ENVIRONMENTAL PROJECTS

Chanel Richards, Tenancy and Estates Manager for Nottingham City Homes, presented the report of the Chief Executive of Nottingham City Homes which provided an update on:

- (i) Capital Programme and Major works;
- (ii) Area Regeneration and Environmental Issues;
- (iii) Key Messages from the Tenant and Leaseholder Congress;
- (iv) Tenant and Resident Associations Updates;
- (v) Good News Stories and Positive Publicity;
- (vi) Performance statistics.

The following points were highlighted and points raised:

- (a) occupancy and condition surveys of 1,053 garages on 72 sites, during the past couple of years, has resulted in the demolition of approximately 300 garages, whilst others have been refurbished. Residents have been consulted 4 weeks in advance of works and alternative garage sites suggested where demolition is proposed;
- (b) 54 new homes have been built on one former garage site;
- (c) the Meadows' open planters have worked well and the scheme will now be rolled out to other areas;
- (d) resolving antisocial behaviour cases is on target;
- (e) tenant satisfaction is up on repairs;
- (f) the numbers of new tenancies sustained is up in all wards.

RESOLVED

- (1) to note the Nottingham City Homes update and performance reports;**
- (2) to note the remaining budget allocations as follows:**

Ward	Actual Budget (including carry over from 2015/16)	Remaining Budget
Bridge	£187,869.10	£187,869.10
Clifton South	£172,830.82	£172,830.82

Clifton North	£65,804.68	£65,804.68
----------------------	-------------------	-------------------

(3) to approve the following Area Capital Programme funding request:

Address	Request	Cost
Holbrook Court – Clifton South	CCTV upgrade	£5,236.11

12 DELEGATED AUTHORITY PROJECTS AND WARD MEMBER BUDGETS

Abdul Ghaffar, Neighbourhood Development Officer, presented the report which informs the Committee of the project funding which has been requested by Ward Councillors to be funded from ward member revenue budget allocations, and approved by the delegated authority of the Director of Neighbourhood Services.

RESOLVED to note the following funding decisions and remaining funds;

(a) for Bridge Ward as of 26/04/2016

BRIDGE Ward	Councillor(s)	£ (total)
Bridgeway Centre Floral Display	Heaton & Edwards	2,516.00
Arkwright Meadows Community Gardens Events – Spring Open Day, Summer Event & Autumn Harvest	Heaton & Edwards	1,195.00
Nottingham Music Service	Heaton & Edwards	240.00
Nottingham Carnival	Heaton & Edwards	500.00
	Total	4,451.00

Balance B’Fwd 2015/16	9,861.89
Allocation 2016/17	10,000.00
Returned/De-committed at 09/03/16	1,155.00
Total available allocation	21,016.89
Total allocated at 26/04/16	4,451.00
Total unallocated at 26/04/16	16,565.89

(b) for Clifton North Ward as of 18/04/16

CLIFTON NORTH Ward	Councillor(s)	£ (total)
Good Companions Project 2015	Ferguson & Spencer	1,500.00
Christmas Lights at Wilford Village Green	Steel	150.00
Good Companions Project 2015	Spencer	1,000.00
Family Community Team Summer Programme	Cook, Ferguson & Rule	900.00
The Nottingham Junior Hoods Basketball Club	Cook, Ferguson & Rule	1,200.00
The Old School in Wilford	Cook, Ferguson & Rule	2,500.00
Wilford Community Group – Community Event	Rule	175.00
Wilford Children’s Bonfire	Rule	1,300.00

Wilford Church Luncheon Club	Cook, Ferguson & Rule	1,500.00
Clifton 1st Scouts Group	Cook, Ferguson & Rule	1,000.00
Literacy Volunteers	Cook, Ferguson & Rule	640.00
Floral Display in Wilford Village 2016	Rule	552.40
Nottingham Music School	Cook, Ferguson & Rule	360.00
Wilford Community Group – May Day event	Rule	300.00
Wilford Community Group – Queen’s Birthday community event with Open gardens trail	Cook, Ferguson & Rule	300.00
Drive in Cinema at NET Park & Drive	Cook & Ferguson	1,200.00
Total allocated at		14,577.40

Balance B’Fwd 2014/15	14,309.00
Allocation 2015/16	15,000.00
Allocation 2016/17	15,000.00
Total available allocation	44,309.00
Total allocated at 18/04/16	14,577.40
Total unallocated at 18/04/16	29,731.60

(c) Clifton South Ward Budget as of 18/04/2016

CLIFTON SOUTH Ward	Councillor(s)	£ (total)
Clifton First Aid Training	Gibson & Young	300.00
Children and Families’ Summer Youth Trip and White Ribbon Project	Gibson & Young	1,150.00
Park Gate Community Kitchen	Gibson & Young	1,910.00
Think Children	Gibson, Jenkins & Young	1,125.00
SKN Heritage Museum	Gibson, Jenkins & Young	495.00
12th Clifton Brownies	Gibson, Jenkins & Young	884.00
Clifton South Remembrance Day Wreath	Gibson, Jenkins & Young	25.00
Literacy Volunteers	Gibson, Jenkins & Young	810.00
Nottingham Music School	Gibson, Jenkins & Young	240.00
Drive in Cinema at NET Park & Drive	Gibson, Jenkins & Young	1,800.00
Defibrillator at Peacock Public House	Gibson, Jenkins & Young	1,400.00
	Total allocated	10,139.00

Balance B’Fwd 2014/15	2,821.00
------------------------------	-----------------

Allocation 2015/16	15,000.00
Allocation 2016/17	15,000.00
Total available allocation	32,821.00
Total allocated at 18/04/16	10,139.00
Total unallocated at 18/04/16	22,682.00

13 FUTURE MEETING DATES

With regard to the new start time of 6.30pm, although the reasoning behind the change of start time was understandable, it was requested by some Councillors that for the following municipal year a venue is sought to enable the meeting to start at 7pm.

RESOLVED to meet on the following dates, at the following venues at 6.30pm:

- 14 September 2016, Clifton Cornerstone;**
- 16 November 2016, Loxley House;**
- 15 February 2017, Clifton Cornerstone.**

This page is intentionally left blank

AREA 8 COMMITTEE – 14 SEPTEMBER 2016

Title of paper:	AREA COMMITTEE COMMUNITY REPRESENTATIVES	
Director(s)/ Corporate Director(s):	Dave Halstead Director of Neighbourhood Services	Wards affected: Bridge, Clifton North & Clifton South
Report author(s) and contact details:	Heidi May, Head of Neighbourhood Management 0115 8839804 heidi.may@nottinghamcity.gov.uk Abdul Ghaffar, Neighbourhood Development Officer – Bridge 0115 8761319 abdul.ghaffar@nottinghamcity.gov.uk Parbinder Singh, Neighbourhood Development Officer – Clifton North 0115 878 6244 parbinder.singh@nottinghamcity.gov.uk Prairie Bryant, Neighbourhood Development Officer – Clifton South 0115 878 6243 prairie.bryant@nottinghamcity.gov.uk	
Other colleagues who have provided input:	n/a	
Date of consultation with Portfolio Holder(s) (if relevant)	n/a	
Relevant Council Plan Key Theme:		
Strategic Regeneration and Development		<input checked="" type="checkbox"/>
Schools		<input type="checkbox"/>
Planning and Housing		<input checked="" type="checkbox"/>
Community Services		<input checked="" type="checkbox"/>
Energy, Sustainability and Customer		<input type="checkbox"/>
Jobs, Growth and Transport		<input checked="" type="checkbox"/>
Adults, Health and Community Sector		<input checked="" type="checkbox"/>
Children, Early Intervention and Early Years		<input checked="" type="checkbox"/>
Leisure and Culture		<input checked="" type="checkbox"/>
Resources and Neighbourhood Regeneration		<input checked="" type="checkbox"/>
Summary of issues (including benefits to citizens/service users):		
<p>The report invites the Area Committee to formally appoint Community Representatives from the Bridge, Clifton North and Clifton South Wards onto the Area 8 Committee as required by the Terms of Reference for the Role of Area Committee Community Representatives.</p> <p>Local organisations are invited annually to nominate a representative to the Area Committee. The role of the community representative and the procedure for accepting nominations is outlined in Appendix 1.</p>		
Recommendation(s):		
1	To approve the appointments of Area Committee Community Representatives from the Bridge, Clifton North and Clifton South Wards as highlighted in Appendix 2, to the Area Committee for the 2016/17 municipal year.	

1 REASONS FOR RECOMMENDATIONS

- 1.1 The Council's constitution requires Area Committees to formally confirm Community Representatives at the start of the municipal year, and encourage citizens living in the ward to become involved in democratic decision making process alongside Councillors.

2 BACKGROUND (INCLUDING OUTCOMES OF CONSULTATION)

- 2.1 Each year the Area Committee invites nominations from relevant groups and organisations and appoints representatives from the wards. Nominations are attracted from groups that are active in the area, but there is also the need to ensure that the Committee reflects the views of all sectors of its community.
- 2.2 The role of the Community Representatives on an Area Committee has been designed to bring citizens living in the area in question into the democratic decision making process alongside Councillors.
- 2.3 The revised Terms of Reference for the Role of Area Committee Community Representatives include guidance on the selection and the role of the Community Representative and is designed to help achieve reflective representation of the ward.
- 2.4 The Council's constitution requires Area Committees to confirm community representatives at the start of each municipal year, normally a meeting in May and the Neighbourhood Development Officers have been liaising with local community groups in advance of this meeting.
- 2.5 Nomination forms were sent out along with the Terms and References for the Role of Area Committee Representative to groups and organisations on the basis that it provides a geographical representation of the ward.
- 2.6 Completed nomination forms and expressions of interest for Community Representatives onto the Area 8 Committee for the municipal year 2015/16 were received from groups and community organisations and these are listed in Appendix 2.

3 OTHER OPTIONS CONSIDERED IN MAKING RECOMMENDATIONS

- 3.1 None

4 FINANCE COMMENTS (INCLUDING IMPLICATIONS AND VALUE FOR MONEY/VAT)

- 4.1 That the Area Committee set aside a small budget for the payment of travel and care costs for Community Representatives

5 LEGAL AND PROCUREMENT COMMENTS (INCLUDING RISK MANAGEMENT ISSUES, AND LEGAL, CRIME AND DISORDER ACT AND PROCUREMENT IMPLICATIONS)

- 5.1 None

6 STRATEGIC ASSETS & PROPERTY COMMENTS (FOR DECISION RELATING TO ALL PROPERTY ASSETS AND ASSOCIATED INFRASTRUCTURE)

- 6.1 None

7 EQUALITY IMPACT ASSESSMENT

- 7.1 Has the equality impact of the proposals in this report been assessed?

No
An EIA is not required because the report does not contain proposals or financial decisions)

Yes
Attached as Appendix x, and due regard will be given to any implications identified in it.

8 LIST OF BACKGROUND PAPERS OTHER THAN PUBLISHED WORKS OR THOSE DISCLOSING CONFIDENTIAL OR EXEMPT INFORMATION

8.1 None

9 PUBLISHED DOCUMENTS REFERRED TO IN COMPILING THIS REPORT

9.1 None

This page is intentionally left blank

The Role of Community Representatives

- You will be encouraged to act as an ambassador for the Area Committee to help to raise the profile of the work done by the Area Committee.
- You should attend all Area Committee meetings, events, training etc wherever possible.
- If you cannot attend the meetings try to find someone who will cover for you.
- You should represent the views of residents and of your group or community who live and work in the area.
- You will be encouraged and entitled to speak on all items discussed at Area Committee meetings.
- Events and training will be held for you to give you the confidence and knowledge to be actively involved within the Area Committee. We will ask you what training and events you would like.
- You will be invited to put forward items for discussion at the Area Committee meetings. You will need to do this at least 3 weeks before the date of the meeting.
- You will be encouraged to tell us when things are not running well.
- You will find it much easier to fulfill your role if you have read the reports before the meeting and, if possible, had a chance to discuss the report with your community group. Everyone will benefit from this as it allows the community representatives to play a much more active role and makes for a more effective and informed contribution to discussions and debate.
- Most importantly, any relevant information should be passed back to your community group to any local friends, neighbours or colleagues. None of the information made available during the meetings are secret or confidential.
- One of the biggest challenges for the Area Committee is to keep people informed. Your agreement to pass on information, display and distribute any publicity material in community venues and promote involvement in the work of the Area Committee and to take an active role in local community consultations is appreciated.

This page is intentionally left blank

Appendix 2

<u>Organisation</u>	<u>Name</u>
Queens Walk Community Association	Jane Jeffrey (Bridge)
Meadows Dance & Social Group	Mary Daley (Bridge)
Meadows Muslim Centre	Basheer Latif (Bridge)
Old Meadows Tenants and Residents Association	Margaret Spencer (Bridge)
Friends of Victoria Embankment	Jonathan Hughes (Bridge)
Arkwright Meadows Community Gardens	Deidre Whitworth (Bridge)
Meadows Partnership Trust	Miriam Gifford (Bridge)
Wilford Community Group	Roger Steel (Clifton North)
Carters Educational Foundation	Roy Nettleship (Clifton North)
Silverdale Community Association	Colin Mackie (Clifton North)
Clifton Community Association	Robert Mosley (Clifton North)
Clifton Community & Family Support Group	Karen Humble (Clifton North)
Good Companions	Clare Ashton (Clifton South)
New Beginnings Bereavement	Patricia Nicholson (Clifton South)
Clifton Village Residents Association	Ed Peterson (Clifton South)
Barton Lane Community Association	Tracy Osbourne (Clifton South)
Clifton Advice Centre	Ian Malcolm (Clifton South)

This page is intentionally left blank

Area 8 Committee

Update on Projects from the Action Plan for Clifton - District Retail Centres

Wednesday 14 September 2016

Current Progress/Update

1. Clifton Library

We are currently working with Central College Nottingham and Nottingham City Councils Library Services to commercialise the currently vacant front part of the library building. Awaiting approval from the Skills Funding Agency to confirm the college can surrender the remainder of their lease back to Nottingham City Council. As soon as this is approved works can commence on options for bringing this back in to use and creating an attraction for this part of the district retail centre.

2. Tree Pits

The current tree pits on both sides of Southchurch Drive at the central shopping parade are oversized and filled with a loose crushed concrete material that is unsightly. Works have been ordered to reduce them down in size where appropriate by placing in extra paving slabs along the edges. This will require the complete removal of the current material which will be followed by the installation of a bespoke manufactured metal frames for each tree pit which is then filled with a water permeable resin bonded gravel. This will provide a hard surface for walking on whilst also allowing the trees to gather rainwater.

During the survey for these works it was identified that eighteen (18) large trees are recommended for replacement as they have been damaged over the years and now slowly dying. Many will be completely dead within the next three years therefore it was recommended replacement is done prior to the works to the tree pits as the root bulb will need to be drilled out to make room for a replacement tree.

The key period for tree replacement planting is September / October to give the highest chance of survival. All of the new trees will be fitted with a metal protective tree guard to avoid future impact damage.

The works to the tree pits will follow the planting of the replacement trees.

All works have been ordered and currently being programmed in for installation.

3. Street Furniture

Permission has now been given by Taylor Woodrow Alstom (TWA) for works to start for the installation of the seating benches, litter bins, cycle racks and traffic bollards as the area is still under their control. The locations have all been marked out and are ready to commence. We are currently negotiating a priority installation date for the furniture to go in at the four main retail areas; Central shops, Varney Road, Holy Trinity and Bransdale Road / Summerwood Lane parade of shops.

4. LGF3 Funding Bid

A joint funding bid with other Nottinghamshire Councils has been submitted to create a funding package of LGF, Council and private sector match funding to upgrade to façade of the main shopping parade. No decision has been made by the funding provider which is the D2N2 LEP (Local Economic Partnership) on this application.

5. Central Shops

Central shops are currently fully occupied with no vacant units. Plans are being finalised for physical improvements to the alley connecting Southchurch Drive and the service road leading to Morrisons. Improved surfaces, better lighting and a more pedestrian friendly crossing are being drawn up with an installation date proposed for after the Christmas trading period in early 2017.

Discussions have started with the Nottingham City Markets Team on ways in which the market the busy and vibrant market offer can be improved.

6. Holy Trinity Shops

Co-op Supermarket now granted planning permission. There is currently no date published for when the store will open.

7. Varney Road Shops

A clean-up day of action at the rear of shops was completed in early June which has made a significant difference to the area as it was a fly-tipping hot spot. It has remained tidy and fly-tipping has since stopped.

Further actions are to be taken to prevent the return of the problems but need permission of the tenants and leaseholders to be able to action. Discussions are on-going.

8. Clifton Drive-in Cinema Event

The event is being delivered in partnership with TramNet Nottingham and Smooth Radio. It has created a substantial amount of positive publicity for Clifton. There have been posters promoting the event all along the tram network on both routes.

9. Fairham House Development Site, Green Lane

The remainder of the lease has now been purchased by the developer Cedar House Investments who have recently successfully completed similar developments in the Nottingham area. This proposed development will increase the retail mix and offer in Clifton and provide a retail corridor along Green Lane.

It should also attract shoppers from a wider area which will create jobs and also make the other retail business and service providers in the vicinity more viable and successful.

It will bring this longstanding vacant site back in to use. Strongly encourage local people to participate in any consultation events held by the developers and/or their appointed consultants, to also have a look at their website at www.wyg.com/clifton at their latest plans for comment and also to comment on the planning application when it is submitted to Nottingham City Council.

Mark Armstrong
Town Centre Co-ordinator, Nottingham City Council

AREA 8 COMMITTEE – 14 SEPTEMBER 2016

Title of paper:	Use of Section 106 Funding at Victoria Embankment and Meadows Recreation Ground	
Director(s)/ Corporate Director(s):	Andy Vaughan, Corporate Director for Commercial & Operations Hugh White, Director of Sport & Culture	Wards affected: Bridge
Report author(s) and contact details:	James Dymond, Parks Development Manager James.Dymond@nottinghamcity.gov.uk Eddie Curry, Head of Parks & Open Spaces Eddie.Curry@nottinghamcity.gov.uk	
Other colleagues who have provided input:	Fliss Hogg, Parks Development Officer	
Date of consultation with Portfolio Holder(s) (if relevant)	24 February 2015	
Relevant Council Plan Key Theme:		
Strategic Regeneration and Development		<input type="checkbox"/>
Schools		<input type="checkbox"/>
Planning and Housing		<input type="checkbox"/>
Community Services		<input type="checkbox"/>
Energy, Sustainability and Customer		<input type="checkbox"/>
Jobs, Growth and Transport		<input type="checkbox"/>
Adults, Health and Community Sector		<input type="checkbox"/>
Children, Early Intervention and Early Years		<input type="checkbox"/>
Leisure and Culture		<input checked="" type="checkbox"/>
Resources and Neighbourhood Regeneration		<input type="checkbox"/>
Summary of issues (including benefits to citizens/service users):		
This report outlines proposals for the use of Section 106 funding for improvements to the Victoria Embankment and Meadows Recreation Ground.		
Recommendation(s):		
1	To note the proposals for the use of existing Section 106 funding at the Victoria Embankment and Meadows Recreation Ground.	
2	To approve the use of £61,202.80 of new Section 106 funding at the Victoria Embankment memorial gardens.	

1 REASONS FOR RECOMMENDATIONS

- 1.1 The Masterplan for the Victoria Embankment and Meadows Recreation Ground was approved at Area 8 Committee in February 2015, and Section 106 funding was allocated towards the park.
- 1.2 Although the initial park restoration funding bid to the Heritage Lottery Fund was unsuccessful, it is planned to submit a revised bid in late 2017 once the Highfields Park restoration project is underway and/or complete.
- 1.3 In the meantime, a number of improvements have taken place at the site including:
- new cricket pavilion and demolition of the derelict pavilion;
 - lighting of the Embankment road from the Toll Bridge to the Suspension Bridge to make its use by cyclists and pedestrians safer;
 - painting of the bandstand;

- tree planting to replace diseased or damaged trees;
- repairs to the paddling pool;
- introduction of an Off-Street Parking Order to control commuter parking on the site;
- development of a comprehensive Management Plan for the park.

1.4 These improvements culminated in the park winning a Green Flag Award for the first time in 2016 – a national standard given to spaces which meet 27 criteria following an external judging.

1.5 In order to ensure that the park does not ‘stagnate’ or deteriorate whilst waiting for Heritage Lottery Funding, it is proposed to use the remaining Section 106 funding on improvements to the park.

1.6 £61,202.80 of new Section 106 funding was received on 18 August 2016 from the development at The Frontage, Queen Street. This funding is specifically for use at the Memorial Gardens and so approval is required to allocate this.

1.7 The proposed park improvements are as follows:

Project	Estimated Cost
Repairs of road verges where damaged by parking	£5,000.00
Play area improvements	£10,000.00
Contribution towards the children’s cycle track project	£42,000.00
Match funding towards a European Regional Development Fund bid for the park (including tree planting, wildflower meadows and re-landscaping part of the old tennis courts)	£32,000.00
TOTAL (existing S106)	£89,000.00
Restoration of the Queen Victoria statue	£20,000.00
Creation of new paths from the park to the bandstand and into the Memorial Gardens	£10,000.00
Shrub and tree planting in and around the Memorial Gardens	£10,000.00
Repairs to the Memorial undercroft gates	£5,000.00
Path repairs in the Memorial Gardens	£16,202.80
TOTAL (new S106)	£61,202.80

2 BACKGROUND (INCLUDING OUTCOMES OF CONSULTATION)

2.1 Delegated Decision 1863 (February 2015) allocated £224,000 of Section 106 funding to the Embankment for the park’s restoration.

2.2 Approximately £105,000 of this funding was used for the new cricket pavilion and a further £30,000 for the resurfacing of the Embankment between Bunbury Street and the Trent Bridge entrance into the site.

3 OTHER OPTIONS CONSIDERED IN MAKING RECOMMENDATIONS

3.1 An alternative option would be not to use the Section 106 funding for this work. However, no other capital funding is currently available for the site and so the proposed work would not be able to be carried out.

4 FINANCE COMMENTS (INCLUDING IMPLICATIONS AND VALUE FOR MONEY/VAT)

- 4.1 Approximately £89,000 of the Section 106 funding approved under DD1863 – originally from planning application 10/04106/PFUL3 (Odeon Cinema) - now remains for use at the site.
- 4.2 The new Section 106 funding is £61,202.80 and was received on 18th August 2016 in respect of The Frontage, Queen St (Ref 15/01349/PFUL3). The Section 106 agreement states that the Council will “use the Open Space Contribution towards the restoration of the Memorial Gardens”.

5 LEGAL AND PROCUREMENT COMMENTS (INCLUDING RISK MANAGEMENT ISSUES, AND LEGAL, CRIME AND DISORDER ACT AND PROCUREMENT IMPLICATIONS)

- 5.1 See comments provided by Legal in Delegated Decision 1863.

6 STRATEGIC ASSETS & PROPERTY COMMENTS (FOR DECISION RELATING TO ALL PROPERTY ASSETS AND ASSOCIATED INFRASTRUCTURE) (AREA COMMITTEE REPORTS ONLY)

- 6.1 N/A.

7 EQUALITY IMPACT ASSESSMENT

- 7.1 Has the equality impact of the proposals in this report been assessed?

No



An EIA is not required because there is no proposal for new or changing policies / services / functions or financial decisions that would have a major impact on services.

8 LIST OF BACKGROUND PAPERS OTHER THAN PUBLISHED WORKS OR THOSE DISCLOSING CONFIDENTIAL OR EXEMPT INFORMATION

- 8.1 None

9 PUBLISHED DOCUMENTS REFERRED TO IN COMPILING THIS REPORT

- 9.1 Delegated Decision 1863 – Victoria Embankment and Meadows Recreation Ground Restoration and Improvement Project – February 2015

This page is intentionally left blank



COMMUNITY • PRIDE • PARTNERSHIP

Area Based Grant Quarter 1 Report

1ST April 2016 – 30th June 2016

Funding Quarter 1

1ST April 2016 – 30th June 2016

Total funding received this quarter from
Nottingham City Council

£44,057.75

Allocation of Funding

- Employment and Skills **£6,250**
- Youth Activity **£14,535.12**
- Community Centre Support towards Overheads **£7,516.00**
- Infrastructure support **£12,672.59**
- MPT Management Fee **£3,084.04**

Delivery Partners

- MPT
- Enthusiasm Trust
- Summerwood Community Gardens
- Clifton Amateur Boxing
- Switch up
- Notts County Football in the Community
- Queens Walk Community Centre
- Clifton Community Centre
- Parkgate community centre
- Silverdale Community Centre
- Highbank Community Centre

Employment Achievements

- 26 Work club sessions delivered
- 78 New people Registered and supported through the Work Clubs
- 11 individuals progressing into employment
- 5 people supported into training provision
- 1 person supported into local volunteering

Youth Projects Achievements

- 67 youth sessions provided
- 11 holiday sessions provided
- Directory of youth provision updated and promoted
- 44 young people engaged and supported aged 10 – 13 (diversionary activity)
- 37 young people engaged and supported aged 14-19 (diversionary activity)
- 16 young people engaged and supported aged 10-13 (targeted activity)
- 15 young people engaged and supported aged 14-19 (targeted activity)

Community Centres

- Volunteers Training Needs Analysis carried out through the Grads for Notts Programme.
- There are currently 66 user groups accessing 5 community centres on a regular basis
- 3 new user groups have started new sessions
- 7 new volunteers have been engaged
- All Community Centres continue to work towards financial sustainability

Infrastructure support

- 2 local events organised and supported
- Area Events calendar now in place
- Local newsletter produced and distributed
- 17 community groups supported with Marketing and promotion
- 16 Community Groups given 1-1 support
- 2 small grants issued

Partnership Working

MPT Currently participate and/or facilitate in a number of local partnerships across area 8 this quarter we have facilitated and or attended the following.

- Meadows and Clifton Young Persons Panel
- Meadows and Clifton NAT Meetings
- Area 8 Employment and Skills partnership meeting
- Area 8 Youth and Community Partnership meeting
- Area 8 community Food projects meeting

In addition to the above a new partnership has been established between MPT, NCN and NCH and we are currently planning over the next quarter some community based Training provision across both Meadows and Clifton.

This page is intentionally left blank

Meadows Partnership Trust Area Based Grant Quarter 1 Report

Total Funding for Quarter 1 01 April to 30 June 2016	£44057.75
Management Fee @ 7 %	£3084.04
Employment Support (Delivered by MPT)	£6250.00
Youth Activities	£14535.12
Community Centre Support	£7516.00
Infrastructure Support to local third sector organisations	£12672.59

Partner Organisations:

Youth Activities

Clifton Amateur Boxing Club	£265.00
Enthusiasm Trust	£6191.50
Notts County FITC	£1295.00
Summerwood Community Gardens	£1398.62
Switch UP CIC	£5385.00

Community Centres

Clifton Community Centre	£1253.22
Highbank Community Centre	£1345.66
Parkgate Community Centre	£1681.63
Queens Walk Community Centre	£2175.43
Silverdale Community Centre	£1060.06

		£	%
Meadows	Employment	£3125.00	50%
	Youth	£6680.00	46%
	Community Centres	£2175.43	30%
Clifton	Employment	£3125.00	50%
	Youth	£7855.12	54%
	Community Centres	£5340.57	70%

Meadows Partnership Trust Area Based Grant Quarter 1 Report continued

Delivery Vs Target	Target	Actual
Employment Support – Delivered by MPT		
Group Work Sessions Provided	12	26
Individual Sessions	10	78
Job Fairs Attended	0	0
People Engaged and Supported	50	78
People Progressing into Employment	8	11
People Progressing into Training	5	5
People supported into Volunteering	2	1
Youth Activities:		
Youth Sessions Provided	76	67
Holiday Sessions Provided	13	11
No Case Studies	2	0
Updated Youth Directory of Services	0	1
Young People Diversionary 10-13 Years	25	44
Young People Diversionary 14-19 Years	39	37
Young People Targeted 10-13 Years	5	16
Young People Targeted 14-19 Years	11	15
Young People Referred 10-13 Years	5	14
Young People Referred 14-19 Years	17	5
Volunteering Placements	1	2
Community Centres		
Increasing Opening Hours	0	0
Increasing Centre Usage	0	2
Business Plans in Place	0	4
User Groups regularly Accessing Centres	0	66
New User Groups Accessing Centres	3	3
New Volunteers	5	7
Page 42		
Increasing Financial Sustainability	0	2

Meadows Partnership Trust Area Based Grant Quarter 1 Report continued

Delivery Vs Target	Target	Actual
Infrastructure Support:		
Local Events Facilitated or Organised	2	2
Public Meetings Facilitated or Organised	0	0
Area Events Calendar	1	1
Directory of Event Resources	1	0
Skills Audit of Third Sector Community Organisations	0	52
Area Newsletter	1	1
Marketing Support to Third Sector Organisations	3	17
Support to Third Sector Organisations	3	16
Organisations supported in Event Management	2	3
Training Facilitated/Arranged	0	1
Information Sharing Opportunities	3	17
Small Grants Issued	2	2
Small Groups Increasing in Capacity	0	1

This page is intentionally left blank

AREA 8 COMMITTEE
14 SEPTEMBER 2016



Title of paper:	Nottingham City Homes Update		
Director(s)/ Corporate Director(s):	Nick Murphy, Chief Executive of Nottingham City Homes	Wards affected:	Clifton North, South & Bridge
Report author(s) and contact details:	Garry Nelms, Tenancy & Estates Manager, Clifton Area Housing Office, contact on 0115 8786287		
Other colleagues who have provided input:	N/A		
Date of consultation with Portfolio Holder(s) (if relevant)	N/A		
Relevant Council Plan Key Theme:			
Strategic Regeneration and Development			<input type="checkbox"/>
Schools			<input type="checkbox"/>
Planning and Housing			<input checked="" type="checkbox"/>
Community Services			<input type="checkbox"/>
Energy, Sustainability and Customer			<input type="checkbox"/>
Jobs, Growth and Transport			<input type="checkbox"/>
Adults, Health and Community Sector			<input type="checkbox"/>
Children, Early Intervention and Early Years			<input type="checkbox"/>
Leisure and Culture			<input type="checkbox"/>
Resources and Neighbourhood Regeneration			<input type="checkbox"/>
Summary of issues (including benefits to customers/service users):			
<p>The report provides updates on key issues and themes which link back to local priorities and the strategic themes for Nottingham City Homes.</p> <p>The reports provide summary updates on the following key themes:</p> <ul style="list-style-type: none"> • Capital Programme and major work; • Area regeneration and environmental issues; • Key messages from the Tenant and Leasehold Congress; • Tenant and Residents Associations updates; • Area performance; • Good news stories and positive publicity. 			
Recommendation(s):			
1	To note and comment on the update and performance information in Appendices 1 and 2.		
2	To note the allocation of funds for 2016/17, detailed in Appendix 3.		

1. REASONS FOR RECOMMENDATIONS

- 1.1 The Nottingham City Homes Update provides a descriptive and statistical picture of what is happening at an area level and invite community representatives to comment, debate, and challenge and identify how they can add value to improve their neighbourhoods.

- 1.2 The update also monitors progress in the wards and acts as a catalyst for debate about the key performance issues impacting upon the ward on a quarterly basis.

2 BACKGROUND (INCLUDING OUTCOMES OF CONSULTATION)

- 2.1 Nottingham City Homes previously reported on performance at local Area Panels that sat below the respective Area Committees. These panels were attended by local residents, local Councillors and partner agencies.
- 2.2 Nottingham City Homes has a goal to 'create homes and places where people want to live' and to give tenants and leaseholders an input in shaping what happens in their area. The Nottingham City Homes Update Report is one of a number of initiatives that increases the transparency and accountability of the Company's performance.
- 2.3 Following the decision for Nottingham City Homes representatives to attend Area Committee, it was decided to provide the Nottingham City Homes Update Report to Area Committee. Appendices 1 and 2 provide the latest performance position for the committee to note and comment on.
- 2.4 Appendix 3 outlines the remaining capital budget for this area for noting and provides details of current schemes that require approval by the Committee.

3 OTHER OPTIONS CONSIDERED IN MAKING RECOMMENDATIONS

- 3.1 None

4 FINANCE COMMENTS (INCLUDING IMPLICATIONS AND VALUE FOR MONEY/VAT)

- 4.1 Budgets are allocated on a yearly basis for each ward and there is an obligation on Nottingham City Homes to ensure that funds are allocated to projects within these budget requirements

5 LEGAL AND PROCUREMENT COMMENTS (INCLUDING RISK MANAGEMENT ISSUES, AND LEGAL, CRIME AND DISORDER ACT AND PROCUREMENT IMPLICATIONS)

- 5.1 None

6 STRATEGIC ASSETS & PROPERTY COMMENTS (FOR DECISION RELATING TO ALL PROPERTY ASSETS AND ASSOCIATED INFRASTRUCTURE)

- 6.1 None

7 EQUALITY IMPACT ASSESSMENT

- 7.1 Has the equality impact of the proposals in this report been assessed?

No



An EIA is not required because: the decision does not relate to changing policies or function

Yes

8 LIST OF BACKGROUND PAPERS OTHER THAN PUBLISHED WORKS OR THOSE DISCLOSING CONFIDENTIAL OR EXEMPT INFORMATION

None

9 PUBLISHED DOCUMENTS REFERRED TO IN COMPILING THIS REPORT

None



NCH update report – Appendix 1

Date: 14 September 2016

Presented by: Mr Garry Nelms

Page	Item	Executive Summary / Key Points	For information or decision
48	Capital Programme & major works	<p><u>Door entry replacement for Holbrook Court</u> This has now been approved for works to commence this year.</p> <p><u>Willowbrook Court</u> Grander design work to Willowbrook Court will be completed this year.</p>	Information

Demolition:

Phase four Q blocks Meadows – due to be completed at the end of summer.

New build:

54 new homes due in the Meadows January 2017. See photo below:

**Clifton North**

Fencing schemes around the Glapton Lane low rise blocks have been delivered and these have improved the appearance and security of these areas. We are now looking to schedule in the areas that haven't received the works and these have now been quoted and we aim to approve and deliver these in November 2016.

Bridge

Funding was agreed at September 2015 area committee to upgrade the fascia's and lighting to the Bridgeway Shopping Centre. This project is being delivered by NCC and funding from the Bridge Environmental budget has been agreed. We are awaiting the project to commence to enable us to transfer the funding agreed.

		<p><u>Ridgeway Carpark</u> Further support is being provided through NCC Highway Metrics, Orientation and destination survey has been arranged to establish the demand and usage of three carparks. This will take place early September after the school holidays have ended.</p> <p><u>Balcony upgrades</u> NCH have delivered a successful scheme to the Queens Walk flats to upgrade the balconies from timber to a bespoke metal finish. This has been well received and we are looking at getting quotes for the remaining balconies across the ward.</p> <p><u>New Build/Exiting Stock collaboration</u> The Decent Neighbourhoods Team, New Build Team and Tenancy and Estate Management have formed a working group to ensure that investment work is considered to the stock surrounding the new build areas to ensure maximum regeneration benefits are delivered in the ward.</p> <p><u>Meadows Open Spaces</u> Work is underway between NCH and AMCG to deliver some projects within the ward, including the creation of a small community garden at Eugene Close which has improved the area greatly and enabled local residents to get involved with the project. AMCG have also upgraded the planters at Colliery Close and these are much improved. Discussions are being held between AMCG and NCH about the suitability of the pop up garden due to the demolition site not being prepared to the required standard to accommodate the pop up bags. Consideration is being given to use the funding that was committed last year to carry out a variety of landscaping works across the ward and these delivered by AMCG as it is deemed better use of the funding. This will be discussed with Elected Members and key partners prior to a decision being made.</p> <p><u>Clifton South</u> Fencing schemes have been identified similar to those in Clifton North and they will be presented at the November Area Committee for consideration and approval.</p>	
3	Key messages from the Tenant	The secret of Nottingham City Homes' success over recent years has been genuine tenant and leaseholder involvement – seeking out our customers' views, and putting their interests at the heart	X

	and Leasehold Congress	<p>of what we do.</p> <p>In the build-up to this year's NCH Tenant Fun Day on 17th September at Bulwell Academy, we will be working with teams across the business to deliver our first ever NCH Involvement Week running from the 12th September.</p> <p>We want to use this week to celebrate our success and increase awareness amongst staff, tenants, leaseholders, and partners about the many opportunities available and ways people can get involved in helping to 'make their neighbourhood an even better place to live'.</p>	
4 Page 51	Tenant and Residents Associations updates	<p><u>NEMTRA</u> Fun Day on St George's Day at the Queens Walk park pavilion which was a real success.</p> <p>Adult and children's wood carving workshops as part of the Nottingham City Homes Ten Year Anniversary Funding. NCH wood carving developed as part of project, which was presented to NCH at an event during MP, Lilian Greenwoods recent visit.</p> <p>Love parks and picnic event hosted by NEMTRA at Queens Walk Park on Saturday 16th July.</p> <p>Bi monthly public meetings held at Queens Walk Community Centre.</p> <p><u>Friends of Nobel Road TRA</u> Inaugural Public Meeting held on 11th May with excellent attendance from the community.</p> <p>Launch event held on 3rd June at Park Gate Community Centre.</p> <p>The TRA have organised their first Fun Day for the community this was on Friday 19th August.</p> <p>The TRA plan to have their next public meeting in September and also going to work with NCH, NCC and Meadows Partnership Trust to organise a Community Action Day during NCH Involvement Week which is the week beginning the 12th September.</p>	X








		<p><u>Southchurch Court TRA</u> The group now meets bi monthly with the next meeting taking place on 7th September. The group continue to work on issues that affect the quality of life in their block.</p> <p>They are currently working with NCH and NCC on project called Fit in the Community to help people get active in their neighbourhoods.</p> <p><u>Rivergreen Area Community Group</u> The group are due to have a committee meeting shortly following which they will arrange their next Public Meeting and event.</p>	
5	Area Performance Figures	Please see attached report – Appendix 2	
6	Good news stories & positive publicity	<p><u>Community Mediation Service Update</u> Since being launched in November 2015 26 cases have been referred via the DHOs and of those that have been concluded so far 50% have resulted in successful face to face meetings between residents.</p> <p><u>Property on Todd Close</u> A three bedroom house, this was originally identified as untidy garden issue. After numerous attempts to gain access and upon further investigation we found out the tenant was actually on the east coast with her family. The tenancy has now been terminated and the property is now going through the voids process ready to be re let to a family that needs it. Welfare benefits are also investigating and clawing back all monies that is owed, a ‘win win’ result for NCH.</p> <p><u>Parklands Community Centre/Noble Road</u> 300 plus people attended this event w/e 19th August regarding getting the community together. The group managed to recruit 6 new members to the Noble Road T&R Group. Lots of family members turned up and the day turned to be successful.</p>	X

Appendix 2

Area report - Clifton North, Clifton South & Bridge

Generated on: 24 August 2016



AC8-1 Anti-social behaviour

Performance indicator and definition	Target	2016/17			2015/16	2014/15	Latest Note
		Value	Status	Long Trend	Value	Value	
% of ASB cases resolved by first intervention – Clifton <i>Note: This PI monitors how many ASB cases NCH resolved on the first intervention e.g. written warning. Data for this indicator is not available by ward and is reported by Housing Office.</i>	85%	85.71%			90.86%	91.23%	The team is performing well and are on target. However the current trend even though is showing downward is a positive one as the target has been achieved. TEM just to ensure they work hard to sustain performance.
% of ASB cases resolved – Clifton <i>Note: This PI measures the proportion of ASB cases NCH has successfully resolved. Data for this PI is not available by ward and is reported by Housing Office.</i>	97.8%	100%			100%	100%	Clifton has maintained performance for July 2016 by following the processes available to them.
Number of new ASB cases – Clifton <i>Note: Data for this PI is only available by Housing Office.</i>		46			175	118	n/a
Tenant satisfaction with the ASB service <i>Note: . Overall tenant satisfaction with the ASB service - The average score (out of 10) for each survey question. Data for this</i>	8.5				7.1	7.51	The satisfaction with the ASB service is still surprisingly below target given that we is being closely monitored to see what the underlying issues are as to why we are below target with this PI. The management team discusses this PI with





indicator is not available by ward..							staff on an ongoing basis to ensure they are fully aware of the need to adhere policy and procedures and to ensure the victims of ASB are kept up to date on a regular basis.
--------------------------------------	--	--	--	--	--	--	---

AC8-2 Repairs









Performance indicator and definition	Target	2016/17			2015/16	2014/15	Latest Note
		Value	Status	Long Trend	Value	Value	
% of repairs completed in target – AC - Clifton North, Clifton South & Bridge <i>Note: This PI monitors the proportion of repairs being completed within agreed timescales.</i>	96%				95.5%	97.74%	WS-Aug-2016 Performance is under target at 95.5%.Continued monitoring of resources is taking place to help bring further improvements. We are in the process of modernising the Repairs and Maintenance service to gain further Value for Money and improvements in this performance.
% of repairs completed in target – Bridge Ward <i>Note: This PI monitors the proportion of repairs being completed within agreed timescales.</i>	96%				95.97%	97.92%	WS-Aug-2016 Performance is under target at 95.97%.Continued monitoring of resources is taking place to help bring further improvements. We are in the process of modernising the Repairs and Maintenance service to gain further Value for Money and improvements in this performance.
% of repairs completed in target – Clifton North Ward <i>Note: This PI monitors the proportion of repairs being completed within agreed timescales.</i>	96%				95.14%	97.36%	WS-Aug-2016 Performance is under target at 95.14%.Continued monitoring of resources is taking place to help bring further improvements. We are in the process of modernising the Repairs and Maintenance service to gain further Value for Money and improvements in this performance.
% of repairs completed in target – Clifton South Ward <i>Note: This PI monitors the proportion of repairs being completed within agreed timescales.</i>	96%				95.36%	97.82%	WS-Aug-2016 Performance is under target at 95.36%.Continued monitoring of resources is taking place to help bring further improvements. We are in the process of modernising the Repairs and Maintenance service to gain further Value for Money and improvements in this performance.

Tenant satisfaction with the repairs service <i>Note: Data for this PI is only available citywide</i>	9.1	9.02			9.1	8.9	WS –Aug- 2016 Performance is in target for the month at. We continue to look at introducing service improvements through the repairs modernisation and monitor of customer satisfaction data.
--	-----	------	--	---	-----	-----	---

AC8-3 Rent Collection









Performance indicator and definition	Target	2016/17			2015/16	2014/15	Latest Note
		Value	Status	Long Trend	Value	Value	
<p>% of rent collected</p> <p><i>Note: This PI measures the amount of rent collected (including tenant arrears) as a percentage of rent due for the current year. Data for this indicator is not available by ward and is reported city wide.</i></p> <p><i>Trend shows as improving if value is over 100% as arrears are decreasing.</i></p>	100%	98.88%			100.25%	100.56%	Although we had an exceptionally good start to the year last year, with a collection rate above 100%, typically the pattern of income collection is that there is a dip at the beginning of the financial year. This is due in part to benefit uprates which do take some time to co-ordinate with Housing Benefit. Measures are in place to ensure that income collection is maximised this year. The RAMs have been moved into new teams from the very beginning of the financial year and are being made aware of their new targets through 1-2-1s. There is new reporting in place for RAM activity and this is reported weekly to the RAMs and the management team. We continue to be affected by bedroom tax cases, and we now have 62 UC cases with a total debt of £32,682. These cases are being robustly managed and we hope to have 3 new members of the team starting in June.
<p>% of tenancies ending due to eviction</p> <p><i>Note: This PI monitors the percentage of tenants being evicted due to rent arrears and is reported citywide.</i></p>	0.45%	0.52%			0.43%	0.56%	This indicator will be on target by the end of the financial year. WE are currently only 0.02% behind target and as we are not carrying out any further evictions during March we will be on target. We have done 101 evictions so far this year and at this point last year we had done 129.

AC8-4a Empty properties - Average relet time









Performance indicator and definition	Target	2016/17			2015/16	2014/15	Latest Note
		Value	Status	Long Trend	Value	Value	
<p>Average void re-let time (calendar days) – AC - Clifton North, Clifton South & Bridge</p> <p><i>Note: This PI measures how long it takes NCH to re-let empty properties from the end of the old tenancy to the start of the new tenancy</i></p>		24.01			27.37	22.64	The target was not achieved during this period due to the letting of long term voids within Independent Living accommodation where at times demand can be limited. The Housing Services and Property Services teams continue to work closely to minimise the time properties remain empty. With effect from April 2016 both teams became part of Housing and Customer Services which should lead to improved performance going forward
<p>Average void re-let time (calendar days) – Bridge Ward</p> <p><i>Note: This PI measures how long it takes NCH to re-let empty properties from the end of the old tenancy to the start of the new tenancy</i></p>		33.56			27.33	7.64	The target was not achieved during this period due to the letting of long term voids within Independent Living accommodation where at times demand can be limited. The Housing Services and Property Services teams continue to work closely to minimise the time properties remain empty. With effect from April 2016 both teams became part of Housing and Customer Services which should lead to improved performance going forward
<p>Average void re-let time (calendar days) – Clifton North Ward</p> <p><i>Note: This PI measures how long it takes NCH to re-let empty properties from the end of the old tenancy to the start of the new tenancy</i></p>		16.12			24.79	19.14	The target was achieved during this period. The Housing Services and Property Services teams continue to work closely to minimise the time properties remain empty. With effect from April 2016 both teams became part of Housing and Customer Services which should lead to improved performance going forward
<p>Average void re-let time (calendar days) – Clifton South Ward</p> <p><i>Note: This PI measures how long it takes NCH to re-let empty properties from the end of the old tenancy to the start of the</i></p>		20.53			29.18	38.27	The target was not achieved during this period due to the letting of long term voids within Independent Living accommodation where at times demand can be limited. The Housing Services and Property Services teams continue to work closely to minimise the time properties remain empty. With effect from April 2016 both teams became part of

new tenancy							Housing and Customer Services which should lead to improved performance going forward
-------------	--	--	--	--	--	--	---









AC8-4b Empty properties - Lettable voids

Performance indicator and definition	Target	2016/17			2015/16	2014/15	Latest Note
		Value	Status	Long Trend	Value	Value	
Number of lettable voids – AC - Clifton North, Clifton South & Bridge <i>Note: Lettable voids are empty properties available for re-letting. They will receive repair work and then be re-let to a new tenant.</i>		21			19	37	The number of empty properties reduced from 37 to 21
Number of lettable voids – Bridge Ward <i>Note: Lettable voids are empty properties available for re-letting. They will receive repair work and then be re-let to a new tenant.</i>		8			6	16	The number of empty properties reduced from 16 to 8
Number of lettable voids – Clifton North Ward <i>Note: Lettable voids are empty properties available for re-letting. They will receive repair work and then be re-let to a new tenant.</i>		4			4	9	The number of empty properties reduced from 9 to 4
Number of lettable voids – Clifton South Ward <i>Note: Lettable voids are empty properties available for re-letting. They will receive repair work and then be re-let to a new tenant.</i>		9			9	12	The number of empty properties reduced from 12 to 9

AC8-4c Empty properties - Decommissioning

Performance indicator and definition	Target	2016/17			2015/16	2014/15	Latest Note
		Value	Status	Long Trend	Value	Value	
Number of empty properties awaiting decommission – AC - Clifton North, Clifton South & Bridge <i>Note: This PI shows the number of empty properties which will not be re-let and includes those being decommissioned and / or demolished.</i>		79			89	139	These are the properties in the Meadows where demolition is underway
Number of empty properties awaiting decommission – Bridge Ward <i>Note: This PI shows the number of empty properties which will not be re-let and includes those being decommissioned and / or demolished.</i>		79			89	139	These are the properties in the Meadows where demolition is underway
Number of empty properties awaiting decommission – Clifton North Ward <i>Note: This PI shows the number of empty properties which will not be re-let and includes those being decommissioned and / or demolished.</i>		0			0	0	n/a
Number of empty properties awaiting decommission – Clifton South Ward <i>Note: This PI shows the number of empty properties which will not be re-let and includes those being decommissioned and / or demolished.</i>		0			0	0	n/a

AC8-5 Tenancy sustainment

Performance indicator and definition	Target	2016/17			2015/16	2014/15	Latest Note
		Value	Status	Long Trend	Value	Value	
<p>Percentage of new tenancies sustained - AC - Clifton North, Clifton South & Bridge</p> <p><i>Note: This PI measures the number of new tenants who are still in their tenancy 12 months later.</i></p>	96%	95.79%			96.46%	94.6%	Still below target however it is pleasing to see the current trend going up. We are just outside of the target 96%. We are continually working with all partner agencies to ensure we deal effectively with all tenancy issues which could adversely affect how our tenancies are sustained etc, i.e. ASB issues, domestic violence.
<p>Percentage of new tenancies sustained - Bridge Ward</p> <p><i>Note: This PI measures the number of new tenants who are still in their tenancy 12 months later.</i></p>	96.5%	95.92%			95.05%	95.05%	Staff members are continually working hard to sustain tenancies that are at risk of failure. Indeed we are now working closely with the rents income team on a joint eviction prevention process. This new way of working has not long been in operation and hopefully this can only lead to more sustainable tenancies in the future.
<p>Percentage of new tenancies sustained - Clifton North Ward</p> <p><i>Note: This PI measures the number of new tenants who are still in their tenancy 12 months later.</i></p>	96.5%	95.31%			97.1%	88.89%	See above commentary
<p>Percentage of new tenancies sustained - Clifton South Ward</p> <p><i>Note: This PI measures the number of new tenants who are still in their tenancy 12 months later.</i></p>	96.5%	95.93%			97.16%	97.89%	Again we see an upward trend but we are just below our PI of 96.5%. The management team are ensuring our team are undertaking the NTV's, ITR's and RTV's to identify at an early stage some of the issues that may affect

							tenancy sustainment and ensure these are dealt with as efficiently as possible throughout the whole Area 6 ward.
--	--	--	--	--	--	--	--

APPENDIX 3

Area	Ward	Actual Budget (including carry over from 2015/16)	Schemes Approved	Schemes Committed	Schemes De Committed	Remaining Budget
8	Bridge	£187,869.10	£0	£0	£0	£187,869.10
8	Clifton South	£172,830.82	£5,236.11	£5,236.11	£0	£167,594.71
8	Clifton North	£65,804.68	£0	£0	£0	£65,804.68

Address	Request	Reason	Nottingham City Homes Officer	Cost	Approval
---------	---------	--------	----------------------------------	------	----------

No Requests

This page is intentionally left blank

AREA 8 COMMITTEE – 14 SEPTEMBER 2016

Title of paper:	Ward Report – Bridge, Clifton North & Clifton South	
Director(s)/ Corporate Director(s):	Dave Halstead Director of Neighbourhood Services	Wards affected: Bridge, Clifton North & Clifton South
Report author(s) and contact details:	Abdul Ghaffar, Neighbourhood Development Officer – Bridge 0115 876 1319 abdul.ghaffar@nottinghamcity.gov.uk Parbinder Singh, Neighbourhood Development Officer – Clifton North 0115 878 6244 parbinder.singh@nottinghamcity.gov.uk Prairie Bryant, Neighbourhood Development Officer – Clifton South 0115 8786243 Prairie.bryant@nottinghamcity.gov.uk	
Other colleagues who have provided input:	Heidi May, Head of Neighbourhood Management 07983718859 heidi.may@nottinghamcity.gov.uk	
Date of consultation with Portfolio Holder(s) (if relevant)	Councillor Graham Chapman 12 November 2015	
Relevant Council Plan Key Theme:		
Strategic Regeneration and Development		<input type="checkbox"/>
Schools		<input type="checkbox"/>
Planning and Housing		<input type="checkbox"/>
Community Services		<input type="checkbox"/>
Energy, Sustainability and Customer		<input type="checkbox"/>
Jobs, Growth and Transport		<input checked="" type="checkbox"/>
Adults, Health and Community Sector		<input checked="" type="checkbox"/>
Children, Early Intervention and Early Years		<input type="checkbox"/>
Leisure and Culture		<input type="checkbox"/>
Resources and Neighbourhood Regeneration		<input type="checkbox"/>
Summary of issues (including benefits to citizens/service users):		
This report focusses on current priorities and issues facing Bridge, Clifton North & Clifton South wards and provides details of forthcoming events and activities. The report replaces the previous Performance report which used operational data supplied by the Crime and Drugs Partnership.		
Recommendation(s):		
1	To note and comment on the priorities, current issues and supporting information for Bridge, Clifton North & Clifton South wards.	

1 REASONS FOR RECOMMENDATIONS

- 1.1 Each Ward manages a set of priorities and key issues through regular meetings of its Neighbourhood Action Team (NAT). These meetings are led by Neighbourhood Development Officers (NDOs) and supported by core partners including Nottingham City Homes (NCH), Neighbourhood Policing, Community Protection, Children and Early Help, City Services / Waste Management; Fire and Rescue Services and Health.
- 1.2 Ward Councillors are also invited to participate in these meetings.
- 1.3 Ward priorities are identified and informed from a range of sources including citizens, Councillors, partners and officers, and current issues will be updated for each area committee.

- 1.4 The list of events and activities will take account of the work which all NDOs undertake with partner organisations within their Ward, and shows the depth of activity in place working alongside neighbourhood management to improve social cohesion and tackle priorities at a ward and area level.

2 BACKGROUND (INCLUDING OUTCOMES OF CONSULTATION)

- 2.1 Bridge, Clifton North & Clifton South Wards sit within the Area 8 Committee which adopted four area based priorities at its first Area Cluster meeting – Parking, Parks & Open Spaces, Regeneration & Environmental and Drugs.
- 2.2 These priorities demonstrate a link to the City Council's current ambitions contained in the latest City Council Plan 2015 - 19. Actions for each priority will be developed and led by appropriate service teams and partnerships. The area priorities were reported to the last Area 8 Committee on 11 May 2016 and will be updated at each Area Committee
- 2.3 The area priorities listed in 2.1 sit within wider pieces of work and broader agendas which are being addressed by multi agency approaches across the City. At a Ward level it is important to identify how some of these more complex priorities can be worked on at local levels – either ward or area by introducing local solutions. This could, for example, include more targeted use of funding such as Area Capital Fund to support ASB and crime prevention initiatives across the wards, such as the purchase and deployment of 3G Wireless CCTV, traffic & safety schemes, increased operations and execution of warrants on drugs, resident parking schemes and new outdoor play facilities.
- 2.4 The current Ward priorities which have been reported previously through the Area Committee performance reports are shown in Appendix 1 for all three wards. These priorities will be updated for each Area Committee, taking into account discussions at NAT meetings and various groups and activities involving local residents. The Ward priorities form the basis for the 'Ward Action Plan' for all three Wards.
- 2.5 Appendix 2 sets out the current key issues for all three Wards.
- 2.6 Appendix 3 highlights the forthcoming opportunities for citizens to engage in events and activities in their neighbourhoods across all three Wards.
- 2.7 Appendix 4 highlights the Area Committee priorities and progress delivered against each priority since the last Area Committee meeting held in May 2016.
- 2.8 Appendix 5 provides the performance data for July 2016 for all three wards compiled by CDP.

3 OTHER OPTIONS CONSIDERED IN MAKING RECOMMENDATIONS

- 3.1 None

4 FINANCE COMMENTS (INCLUDING IMPLICATIONS AND VALUE FOR MONEY/VAT)

- 4.1 None

5 LEGAL AND PROCUREMENT COMMENTS (INCLUDING RISK MANAGEMENT ISSUES, AND LEGAL, CRIME AND DISORDER ACT AND PROCUREMENT IMPLICATIONS)

5.1 None

6 STRATEGIC ASSETS & PROPERTY COMMENTS (FOR DECISION RELATING TO ALL PROPERTY ASSETS AND ASSOCIATED INFRASTRUCTURE) (AREA COMMITTEE REPORTS ONLY)

6.1 None

7 EQUALITY IMPACT ASSESSMENT

7.1 An EIA is not required as this is not a new or changing policy, service or function. Appendix 3 highlights the forthcoming opportunities for citizens to engage in events and activities in their neighbourhoods

8 LIST OF BACKGROUND PAPERS OTHER THAN PUBLISHED WORKS OR THOSE DISCLOSING CONFIDENTIAL OR EXEMPT INFORMATION

8.1 None

9 PUBLISHED DOCUMENTS REFERRED TO IN COMPILING THIS REPORT

9.1 None

This page is intentionally left blank

Bridge Ward

Safer Nottingham

Priority	Progress since last Area Committee (May 2016)	Lead
Reduce crime and Anti-social behaviour	<ul style="list-style-type: none"> • Several off road motorbikes seized • Joined – up working with Portland on Arkwright Walk for engagement and increase in uptake of activities delivered by Portland and Switch Up by young people • Increase in uniformed patrols 	<p>Police / NAT</p> <p>Portland / Switch Up / Police Neighbourhood Management</p> <p>Police / CP</p>
Drugs	<ul style="list-style-type: none"> • Several prosecutions taking place • 18 people and 2 vehicles searched • 17 Warrants executed • 10 arrests executed, 4 nominals charged, pending trial at court. 4 investigations still on-going, 2 warnings issued. • 4 x quantity of Class A drugs recovered • 4 x quantity of Cannabis recovered • 5 x cannabis grows located • Large quantities of cash seized. • Reduction in reports/finds of discarded needles and syringes • Simple steps action plan created for reducing/preventing IV drug usage through identification of hotspots and specific walk about 	<p>Police / NAT</p> <p>Police</p> <p>CDP / Neighbourhood Management</p>

Neighbourhood Nottingham

Priority		Lead
<p>Fly Tipping – Increase awareness of Bulky Waste Collection, target hotspots, pursue enforcement and prosecution, active response for removal of fly tip</p>	<ul style="list-style-type: none"> • Increased clearing around hotspots • Mundella Road and Bridgeway Centre (recycling bins) for 3G cameras • Increase in report and removal of fly tips • Targeting problem properties/alleyways and works in default • 3 Ward Walks delivered since May 2016 • Deep Clean at various locations monthly • Deep Clean and hot spot locations listed for works during Week of Action in September • 7 FPN's issued for litter (July) • 16 warning letters for waste/overgrown gardens / alleyways (July) • 63 fly tips reported (July) 	<p>NAT / Neighbourhood Management Community Protection</p> <p>CP</p> <p>CP</p>
<p>Dog Fouling – Increase awareness on reporting and intelligence, removal of waste, deliver operations and enforce (FPN's) where possible</p>	<ul style="list-style-type: none"> • Continue to target hot spot locations • 3 Dog Fouling Operations delivered, 1 FPN issued • Dissemination of information via engagement with schools on responsible dog ownership during Week of Action • Dog Fouling Operations delivered during Week of Action • Dog Chipping event during Week of Action • “We’re Watching You” campaign delivered across Meadows in August 	<p>CP</p> <p>CP</p> <p>Neighbourhood Management / CP</p>

Families Nottingham

Priority		Lead
Establish Play Session in Meadows by August 16	<ul style="list-style-type: none"> • South Hub 2 are delivery a play and or youth session in each of the wards in the area. 	Children and Families Team
Increase girls attendance by 10% - currently 5/6 attending	<ul style="list-style-type: none"> • 15/16 girls are now regularly attending youth sessions this is an increase of 13 since Jan 16 	
Increase offer of Family Support 5-18 – through assessment in family support clinics	<ul style="list-style-type: none"> • Family Support clinics are offered across South hub 2 – we have had 19 families accessed the clinics for support • 17 families with children age 0-5 • 2 families with children aged – over 5 	
Deliver 2 themed project under the priority areas. Learning City, Increased Resilience, Healthy Minds	<p>Two themed projects have been delivered –</p> <ul style="list-style-type: none"> • 8 young people have taken part in a gardening project under the priority theme Healthy Minds. • 6/8 young people have taken part in a music project under the priority theme of a Learning City. 	
Open access session for under 5's increase attendance / reach to 80%	<ul style="list-style-type: none"> • Quarter 1 reach is 77% 	
Open access session 5-19 to increase attendance / reach by 10% in all static units in the Meadows on 2015 baseline	<ul style="list-style-type: none"> • There has been a 25% increase in YP accessing play & youth sessions in Meadows. On average 35/40 young people attend. 	

Health Nottingham

Priority		Lead
Obesity – Need for additional and affordable physical activities across the area, special emphasis on hard to reach groups		Health
Mental Health – Support needed by individuals, families and localised services to access community and Mental Health and Wellbeing Services		Health
Food – To encourage greater participation of local people to grow, prepare and consume healthy food supported by Food for Life in schools and Arkwright Meadows Community Gardens		Health

Working Nottingham

Priority		Lead
More training opportunities for young people and people over 40	<ul style="list-style-type: none"> • Employment & Skills Partnership meeting quarterly • Bridgeway Community Information Event – 15th August 2016 – 11.00am – 3.00pm • 	NCC – Employment and Skills One Stop Shop
More Employment opportunities for young people and people over the age of 40	<ul style="list-style-type: none"> • Area Based Grant Funding secured through Nottingham City Council until 31st March 2019 to support people 30+ into employment. • Free computer/ Internet access. 5 days p/w at OSS, as of Monday 5th July all library computers will be free to access daily. • 	MPT
Financial Inclusion	<ul style="list-style-type: none"> • NCH delivering local 1-1 support sessions every other Friday from the OSS and Meadows Food Bank. • Meadows Advice Group delivers drop in support sessions every Mon, Wed, and Thursday 10am – 1pm from QWCC. 	NCH MAG

Clifton North

Safer Nottingham

Priority	Progress since last Area Committee (May 2016)	Lead
ASB across the estate linked to low level crime (criminal damage etc.)	High visibility patrols and intervention with younger groups	Police
Increase in Neighbourhood Watch and Neighbourhood Alert	Sharing Alerts with local residents	Police / NAT
Reduce number of Serious Acquisitive Offences (burglary, robbery & auto-crime)	Intelligence lead operations, management of offenders, better liaison with the community. Carry out specific Crime Prevention Events to increase awareness	Police
Groups of youths hanging around	Raise awareness of services available for young people	NAT

Neighbourhood Nottingham

Priority	Progress since last Area Committee (May 2016)	Lead
Parking issues	<p>Consultation on TRO for Glapton Lane and junction protection carried out – hopefully this will be in place around September. Tackling on-going parking problems such as on Kinsale Walk, Fallow Close.</p> <p>Consultation on parking in Wilford car park – great news that no restriction will be in place.</p>	NAT / Neighbourhood Management
Litter, bulky waste, fly-tipping	<p>Fly-tipping hotspots being cleared and notices served on private land.</p> <p>31 FPN's issued for littering</p> <ul style="list-style-type: none"> • Increased clearing around hotspots • 3G Camera's installed at Varney Road shops and Brooksthorpe Way to target Fly tipping hot spots. • Increase in report and removal of fly tips • 38 Fly Tips investigated/reported by CPO's for clear up • Targeting problem properties/alleyways and works in default • 3 Ward Walks delivered since May 2016 	Neighbourhood Management & Community Protection
Dog Fouling – Increase awareness on reporting and intelligence, removal of waste, deliver operations and enforce (FPN's) where possible	<ul style="list-style-type: none"> • Continue to target hot spot locations • 3 Dog Fouling Operations delivered <p>“We're Watching You” campaign delivered across area in July</p>	NAT / Community Protection

Families Nottingham

Priority	Progress since last Area Committee (May 2016)	Lead
Increase usage of the kitchen at Clifton Young People Centre by the community	<p>The kitchen on all play and youth sessions (3 times a week) regularly by young people to prepare snack for sessions. Cooking activities take place with young people.</p> <p>Healthy Lunch club running during the summer.</p> <p>Tiny cooks course has run – 12 parents attended the course.</p>	Community Family Support
Increase offer of Family Support 5-18 – through assessment in family support clinics	<p>Family Support clinics are offered across South hub 2 – we have had 19 families accessed the clinics for support</p> <p>15 families with children age 0-5 4 families with children aged – over 5</p>	Community Family Support
Young people experience learning through themed project under the priority areas. Learning City, Increased Resilience, Healthy Minds	<p>The following projects have been delivered:</p> <p>Parkgate 5-13yrs 15/18 young people have taken part in a recycling project – under the priority area of Learning City</p> <p>Clifton Young People Centre Play session 5-13yrs</p> <p>10/12 young people have taken part in a environment project – under the priority area of Learning City</p>	Community Family Support
Open access session for under 5's increase attendance / reach to 80% of the community	Quarter 1 79.3% reach.	Community Family Support
Open access session 5-19 to increase attendance / reach by 10% on 2015 baseline	<p>All schools in Clifton have received up to date timetables of activities to promote sessions.</p> <p>Initiatives have been put in place to increase attendance ie: free entry if you bring a friend.</p> <p>Tuesday Youth Session has not increased attendance by 10%- an action plan is be developed to increase attendance – ie:</p>	Community Family Support

Priority	Progress since last Area Committee (May 2016)	Lead
	<p>music session. There has been an increase in new registrations, with new young people attend however sustain contact has not been maintained.</p> <p>Thursday Youth Session has seen an increase of 10% - 15/18 young attending session.</p>	
Clifton Central 'Flower' Park – development of the park to make it more accessible for families and children	<ul style="list-style-type: none"> • Consultation held in May 2016 • Funding Bid submitted to WREN in June 2016 • Activities such as Teddy Bears Picnic helps to promote the park to all 	Parks / Neighbourhood Management

Health Nottingham

Priority	Progress since last Area Committee (May 2016)	Lead
<p>Encourage healthier lifestyles in the following:</p> <ol style="list-style-type: none"> 1. Obese Children 2. Mental Health 3. Smoking 4. Physical Activity 		Health

Working Nottingham

Priority	Progress since last Area Committee (May 2016)	Lead
Reduction in youth unemployment	<p>MPT Continue to be the community delivery partner for Area 8 to deliver the Step into Work project for young people 18 – 29. As from 1st April additional funding was sourced through NCC (YEI Youth employment initiative which means 1-1 support will continue until 31st March 2018.</p> <p>Area 8 Employment and skills partnership meeting held 18th July</p>	<p>NCC – Employment and Skills P MPT</p> <p>NCC</p>
Reduction in long-term unemployment	<p>MPT Continue to deliver the work club in Clifton Library Funded through the employment element of Area Based Grant. The work club is specifically for anyone over the age over the age 30.</p> <p>No Future funding will be available through Sustrans Smarter</p>	NCC – Employment and Skills P MPT

Priority	Progress since last Area Committee (May 2016)	Lead
	Travel to anyone over the age of 30, as from April 2016.	
Reduction in Financial exclusion	<p>City wide Financial resilience event was held on 26th April and was attended by over 80 organisations and we now have a Draft Financial resilience City wide Strategy.</p> <p>As agreed by the Employment and skills partnership on 18th July a follow up meeting was held on 25th July to look at our local financial resilience Draft Area strategy, and how this can be moved forward</p>	<p>NCC – Employment and Skills P MPT</p> <p>MAG</p>
Engagement in local schools	<p>As no representative from Aspire and NCH attended the employment and Skills Partnership Meeting on 18th July, no updates for this section were presented.</p> <p>Directory of youth provision was put together and distributed across the area including schools.</p> <p>Summerwood Community Gardens is delivering a youth project in partnership with Farnborough Academy and Emanuel School. This is working with young people who have learning and behavioural difficulties. This is funding through Area Based Grant.</p>	<p>NCC – Employment and Skills Aspire (Futures) NCH MPT</p> <p>Summer wood Community Gardens</p>

Clifton South

Safer Nottingham

Priority	Progress since last Area Committee (May 2016)	Lead
ASB and youth hanging around at particular locations	<p>Increase communication between services and residents</p> <p>More patrolling of “hot-spot” areas and pursue ASB process, ASBOs, housing tenancy action and prosecution</p> <p>Raise awareness of services available for young people in the ward and offer more support to voluntary groups and projects</p> <p>Installed 3g cameras on Summerwood Lane, Waterdown Road, and Glatpon Lane in response to ASB</p>	Police / CPO / NAT
Increase in Neighbourhood Watch and Neighbourhood Alert	Sharing Alerts with local residents	Police / NAT
Reduce number of Serious Acquisitive Offences (burglary, robbery & auto-crime)	<p>Intelligence lead operations, management of offenders, better liaison with the community. Carry out specific Crime Prevention Events to increase awareness</p> <p>Installed 3g cameras on Summerwood Lane, Waterdown Road, and Glapton Lane in response to burglary and auto-crime</p>	Police

Neighbourhood Nottingham

Priority	Progress since last Area Committee (May 2016)	Lead
Parking issues	<p>Consultation on TRO for Glapton Lane and junction protection carried out – hopefully this will be in place in the Autumn.</p> <p>Issues around Town Centre – work with TM and TCC to look at a scheme to cover all roads near the town centre. Currently in discussions with TM as to what this will look like.</p> <p>Increase in car ownership – Continuing to look at solutions and enforce restrictions where necessary</p>	NAT / Neighbourhood Management

Priority	Progress since last Area Committee (May 2016)	Lead
Litter, bulky waste, fly-tipping	<p>Fly-tipping hotspots being cleared and notices served on private land.</p> <ul style="list-style-type: none"> • 6 FPN's issued for littering • Increased clearing around hotspots • Installed 3g cameras on Summerwood Lane, Waterdown Road, and Glapton Lane • Increase in report and removal of fly tips • 13 Fly Tips investigated/reported by CPO's for clear up • Targeting problem properties/alleyways and works in default • 3 Ward Walks delivered since May 2016 	Neighbourhood Management & Community Protection
Dog Fouling – Increase awareness on reporting and intelligence, removal of waste, deliver operations and enforce (FPN's) where possible	<ul style="list-style-type: none"> • Continue to target hot spot locations • 2 Dog Fouling Operations delivered <p>“We're Watching You” campaign delivered across area in July / August</p>	NAT / Community Protection

Families Nottingham

Priority	Progress since last Area Committee (May 2016)	Lead
Increase usage of the kitchen at Clifton Young People Centre by the community	<p>The kitchen on all play and youth sessions (3 times a week) regularly by young people to prepare snack for sessions. Cooking activities take place with young people.</p> <p>Healthy Lunch club running during the summer.</p> <p>Tiny cooks course has run – 12 parents attended the course.</p>	Community Family Support
Increase offer of Family Support 5-18 – through assessment in family support clinics	<p>Family Support clinics are offered across South hub 2 – we have had 19 families accessed the clinics for support</p> <p>15 families with children age 0-5 4 families with children aged – over 5</p>	Community Family Support
Young people experience learning through themed project under the priority areas. Learning City, Increased Resilience, Healthy	<p>The following projects have been delivered:</p> <p>Parkgate 5-13yrs</p>	Community Family Support

Priority	Progress since last Area Committee (May 2016)	Lead
Minds	<p>15/18 young people have taken part in a recycling project – under the priority area of Learning City</p> <p>Clifton Young People Centre Play session 5-13yrs</p> <p>10/12 young people have taken part in a environment project – under the priority area of Leaning City</p>	
Open access session for under 5's increase attendance / reach to 80% of the community	Quarter 1 79.3% reach.	Community Family Support
Open access session 5-19 to increase attendance / reach by 10% on 2015 baseline	<p>All schools in Clifton have received up to date timetables of activities to promote sessions.</p> <p>Initiates have been put in place to increase attendance ie: free entry if you bring a friend.</p> <p>Tuesday Youth Session has not increased attendance by 10%- an action plan is be developed to increase attendance – ie: music session. There has been an increase in new registrations, with new young people attend however sustain contact has not been maintained.</p> <p>Thursday Youth Session has seen an increase of 10% - 15/18 young attending session.</p>	Community Family Support
Clifton Central 'Flower' Park – development of the park to make it more accessible for families and children	<ul style="list-style-type: none"> • Consultation held in May 2016 • Funding Bid submitted to WREN in June 2016 • Activities such as Teddy Bears Picnic helps to promote the park to all 	Parks / Neighbourhood Management

Health Nottingham

Priority	Progress since last Area Committee (May 2016)	Lead
Encourage healthier lifestyles in the following: 5. Obese Children 6. Mental Health 7. Smoking 8. Physical Activity		Health

Working Nottingham

Priority	Progress since last Area Committee (May 2016)	Lead
Reduction in youth unemployment	MPT Continue to be the community delivery partner for Area 8 to deliver the Step into Work project for young people 18 – 29. As from 1 st April additional funding was sourced through NCC (YEI Youth employment initiative which means 1-1 support will continue until 31 st March 2018. Area 8 Employment and skills partnership meeting held 18 th July	NCC – Employment and Skills P MPT NCC
Reduction in long-term unemployment	MPT Continue to deliver the work club in Clifton Library Funded through the employment element of Area Based Grant. The work club is specifically for anyone over the age over the age 30. No Future funding will be available through Sustrans Smarter Travel to anyone over the age of 30, as from April 2016.	NCC – Employment and Skills P MPT
Reduction in Financial exclusion	City wide Financial resilience event was held on 26 th April and was attended by over 80 organisations and we now have a Draft Financial resilience City wide Strategy. As agreed by the Employment and skills partnership on 18 th July a follow up meeting was held on 25 th July to look at our local financial resilience Draft Area strategy, and how this can be moved forward	NCC – Employment and Skills P MPT MAG
Engagement in local schools	As no representative from Aspire and NCH attended the employment and Skills Partnership Meeting on 18 th July, no	NCC – Employment

Priority	Progress since last Area Committee (May 2016)	Lead
	<p>updates for this section were presented.</p> <p>Directory of youth provision was put together and distributed across the area including schools.</p> <p>Summerwood Community Gardens is delivering a youth project in partnership with Farnborough Academy and Emanuel School. This is working with young people who have learning and behavioural difficulties. This is funding through Area Based Grant.</p>	<p>and Skills Aspire (Futures) NCH MPT</p> <p>Summer wood Community Gardens</p>

This page is intentionally left blank

List of key current issues (taken from latest NAT Review)

Bridge Ward

- Empty properties in the Old Meadows – disrepair of certain properties – Seek improvements
- Problematic properties in Old Meadows – Beauvale Road – To get enforcement on landlord and influence for conditions to be imposed for HMO licence
- Drugs – Warrants being executed and ongoing Intel gathering
- Discarded needle and syringe hotspot at Meadows Way (opposite Kelso Gardens behind tram stop)
- Dog Fouling Campaign – “We’re Watching You” (week commencing 8th August)
- Fly tipping hotspots continue to be targeted
- Arkwright Walk – Gathering of certain nominals – (Shop closed down, Police vehicle damaged, arrests made)
- 3G Wireless CCTV – Cameras to be installed at Mundella Road and Bridgeway Centre car park (recycling bins)
- Week of Action to be delivered week commencing 26th September (environmental, safety, enforcement and engagement activities to be delivered)

Clifton North

- Vehicle Crime
- Parking issues
- Damage to grass verges via car parking
- Dog Fouling Campaign – We’re Watching You
- Fly tipping and specific issues associated to rear of shops at Varney Road
- Use of 3G Wireless CCTV to target ‘hotspots’ for ASB/Fly-tipping/Vehicle crime – 3 cameras purchased via Area Capital Fund

Clifton South

- Parking issues, particularly around the Clifton Town Centre
- Damage to grass verges via car parking – requests to create ‘access roads’ around greens to allow vehicles to park on gardens
- Dog Fouling Campaign – We’re Watching You
- Fly tipping around Nobel Road and issues with clothing recycling bins
- 3G Wireless CCTV to target ‘hotspots’ for ASB and Fly-tipping
- Illegal encampments on Clifton Village Green and progress on barriers
- Lack of street furniture in Clifton Town Centre

This page is intentionally left blank

Opportunities for citizens to engage – Delivered and forthcoming dates of events and activities

Bridge Ward

- Arkwright Walk Community events: Spring Open Day – Saturday 14th May 2016 -12 – 4.00pm
Summer Event - Saturday 23rd July 2016 - 12 – 4.00pm
Autumn Harvest Event – Saturday 24th September 2016 – 12 – 4.00pm
- Queens Walk Community Association meetings – Last Monday of each month
- OMTRA Public Meeting - 19th July 2016 – 7pm at Meadows Library
- Bridge Ward Councillors Ward Walks:
 - Thursday 30th June – 11.00am – Meeting corner of Bathley Street / Glapton
 - Thursday 28th July – 11.00am – Meeting at Queens Walk Community Centre
 - Tuesday 27th September – 11.00am – Meeting outside Meadows Police Station
 - Thursday 24th November - 11.00am – Meeting point One Stop Shop
- Riverside Festival – 5th 6th 7th August 2016 – Victoria Embankment
- Bridgeway Community Information Event – Monday 15th August 2016 – 11.00am – 3.00pm
- Nottingham Caribbean Carnival – 20th 21st August 2016 – Victoria Embankment
- Week of Action - week commencing 26th September (environmental, safety, enforcement and engagement activities to be delivered)
- Your Choice Your Voice / Dragons Den event – Tuesday 29th November 2016 – 6.00pm – 9.00pm
- Bridgeway Centre Christmas tree light switch on – Tuesday 6th December 2016 – 4.00pm (TBC)
- Bridgeway Centre Christmas event – Saturday 10th December – 1pm – 4.30pm.

Clifton North

- Wilford Community Group meeting – Third Monday of each month at the Barn in the Ferry Public House at 7.30pm
- Silverdale Community Association meetings – Second Tuesday of each month at 2pm
- Clifton Community Centre meetings – Third Tuesday of each month at 7pm
- Silverdale LAG meeting – Tuesday 4th October 2017 at 7pm (Silverdale Community Centre)
- Clifton North Ward Councillors Cook & Ferguson Ward Walks: 13th September 2016; 25th October 2016; 6th December 2016; 17th January 2017 and 7th March 2017
- Clifton North Ward Councillor Rule Ward Walk – 16th February 2017

Clifton South

- Picnic in the Park – 9th August 2016, 11 – 3pm, Clifton Playing Fields
- Family Fun Day – 19th August 2016, 12 – 5pm, Park Gate Community Centre
- Teddy Bears Picnic – 24th August 2016, 12 – 3pm, Clifton Central Park
- Have Your Say meeting – Thursday 20th October 2017 5:30 – 7 pm (Highbank Community Centre)
- Clifton South Ward Walks:
 - 17th June 2016 – 10:30am – meeting at Park Gate Community Centre
 - 15th July 2016 – 10:30am – meeting at Barbury Drive / Summerwood Lane jct
 - 9th September 2016 – 10:30am - Meeting at Stirling Grove Park
 - 14th October 2016 – 10:30am - location TBC
 - 18th November 2016 – 10:30am – location TBC
 - 16th December 2016 – 10:30am – location TBC
- Clifton Christmas Event 2nd December 2016

AREA COMMITTEE PRIORITIES: 2016/17

Area Committee

Area Committee 8

Area Committee Chair 2016/17

Cllr Pat Ferguson

Current priorities (agreed at December Area Cluster meeting)

Priority 1

Parking – Commuter parking, ACF schemes, Clifton issues (Lanthwaite Close), Bridgeway Centre car parks, survey of issues in Clifton.

Priority 2

Parks and Open Spaces – Meadows Recreation Ground Master Plan, Clifton Central Flower Park, The Green (North West Meadows), Clifton Village Green (travellers)

Priority 3

Regeneration and Environmental

Priority 4

Drugs

Priority 1 - Parking – Commuter parking, ACF schemes, Clifton issues (Lanthwaite Close), Bridgeway Centre car parks, survey of issues in Clifton.

actions	by Whom	timescales
Area Capital Fund schemes to address parking issues to the north of Robin Hood Way in the Meadows – TRO's to be introduced following consultation	Traffic and Safety	Consultation including advertisement completed by September Install works Nov/Dec 2016
ACF scheme to address parking at Glapton Lane, Grasby Close, Smithy Close, Dalehead Road & Manor Farm Lane – Covering Clifton North and South – Parking bays at Smithy Close and TRO's to be introduced following consultation	Traffic and Safety	September / October 2016
Tackle commuter parking around Clifton Cornerstone including Lanthwaite Close, Clifton Leisure Centre, and Donnington Road. Survey the scale of problem	Cllrs, NDO, NCH	December 2016
Introduction of special measures for Bridgeway Centre car parks (to address commuter parking)	Cllrs, NCH	September 2016

Priority 2 - Parks and Open Spaces – Meadows Recreation Ground Master Plan, Clifton Central Flower Park, The Green (North West Meadows), Clifton Village Green (travellers)

actions	by Whom	timescales
Implementation of Master Plan for Meadows Recreation Ground	Parks	<p>Football pavilion repairs to take place autumn/winter 2016/17</p> <p>Lighting work underway</p> <p>Football pavilion repairs to take place autumn/winter 2016/17</p> <p>Section 106 funding allocated to site to be used for road repairs, restoration of the Queen Victoria statue, path repairs and other works during 2016/17</p> <p>Bid for Lottery funding to be re-submitted late 2017</p>
Launch of the Cricket Pavilion at the Embankment	Parks	Cricket pavilion complete; landscaping around building to be finished during August; cricket bookings underway and ongoing including schools, training and local clubs – partnership with Trent Bridge.

Introduction of new play area at The Green (North West Meadows) via ACF and NET contribution	Parks – Cllrs – NDO	<p>Consultation Feb 2016</p> <p>WREN bid submitted</p> <p>Consultation on design with citizens and schools in September 2016</p> <p>Building work winter 2016 early 2017</p>
To address issues of travellers accessing Clifton Village Green via ACF funding for knee high fencing	Neighbourhood Management Community Protection Legal	<p>Delegated Decision for bollards protection plan approved July 2016</p> <p>Legal to respond to Family Solicitors on proposed protection plan to take place</p> <p>Public Spaces Protection Order being worked on by CP</p> <p>Signage for no parking installed by end September</p>
Further development of Clifton Central (Flower) Park – Survey of needs – Development Plan to be established- Part funding secured via NET, need to source additional funds via Wren	Parks – Friends of Clifton Flower Park – NDO & Cllrs	<p>Consultation held in May 2016</p> <p>Funding bids submitted to WREN June 2016</p> <p>Implementation of works 2017</p>

Priority 3 - Regeneration and Environmental		
actions	by Whom	timescales
Regeneration of Arkwright Walk / Blackstone Walk – to include 112 new family homes/apartments; re-open pedestrian cycle link to city	Regeneration Team	Demolition of decommissioned properties on Arkwright Walk underway to be completed by November 2016 Developer presentation at NEMTRA and Pre planning consultation event May 2016 Planning Application in August 2016 Arkwright walk to be opened up in late summer 2016 Construction begins early 2017
Physical improvement at Bridgeway Centre to include removal of metal art works, new soffits and lighting	Highways, Property Plus, NDO's & Councillors	Soffits at businesses frontage installed Metal art works to be removed October 2016
Secure and make safe decommissioned NCH properties across The Meadows (including Arkwright Walk and Blackstone Walk)	NCH	Properties on Blackstone Walk demolished. Arkwright walk properties secured and demolition underway.

Regeneration of Bosworth Walk, Tarbert Close, Saffron Gardens, Beardsley Gardens and Middle Furlong Gardens, to include 55 new family homes and bungalows, with a new shared surface link route from Tarbert Close through to Ainsworth Drive.	NCH	First 8 properties on Bosworth Walk due to be completed September 2016
Implementation of Development plan for Clifton District Centre	Town Centre Co-ordinator	Ongoing

Priority 4 - Drugs

actions	by Whom	timescales
Identify 'hotspots' across the area for IV drug usage (discarded needles and syringes) – develop action plan	Police, Community Protection and Street operatives, CDP, NDO	Action Plan developed Hotspots targeted during ward walks and officer patrols
To clear sites of discarded needles and syringes	Street Operatives, NCH and Community Protection	Decommissioned properties secured Major reduction in needle and syringe finds/reports
To gather 'intelligence' and carry out enforcement actions	Police and Community Protection	Several prosecutions taking place 18 people and 2 vehicles searched 17 Warrants executed Shop at Arkwright Walk closed down Enforcement during Week

This page is intentionally left blank

SUMMARY PERFORMANCE REPORT

AREA 8

Bridge, Clifton North & Clifton South

Area Total	Category	Apr-16	May-16	Jun-16	Jul-16	Aug-16	Sep-16	Oct-16	Nov-16	Dec-16	Jan-17	Feb-17	Mar-17	Year To Date				YTD Rates	
		2015-16	2016-17	Vol +/-	% Change	2015-16	2016-17												
Area Committee 8	All Crime	242	242	222	211									926	917	-9	-1%	25.31	25.06
	Victim Based Crime	221	228	207	194									847	850	3	0%	23.15	23.23
	Criminal Damage	39	38	39	34									173	150	-23	-13%	4.73	4.10
	Theft	58	61	66	58									229	243	14	6%	6.26	6.64
	Dwelling Burglary	19	26	12	12									38	69	31	82%	1.04	1.89
	Violence	34	56	60	48									238	198	-40	-17%	6.50	5.41
	Domestic Violence	15	22	22	19									84	78	-6	-7%	2.30	2.13
	NTE Violence	1	8	5	6									3	20	17	567%	0.08	0.55
	Other Violence	18	26	33	23									151	100	-51	-34%	4.13	2.73
	ASB	118	142	125	161									525	546	21	4%	14.35	14.92
	Noise	38	32	31	49									192	150	-42	-22%	5.25	4.10
	Youth	31	49	39	53									140	172	32	23%	3.83	4.70
	Alcohol	14	21	23	15									70	73	3	4%	1.91	2.00
Ave. Qrt Score	Deliberate Fires	2	5	3										15	10	-5	-33%	0.36	0.24
	Cleanliness Score	90	90.33	90.33										94	90	-4	-4%	N/A	N/A
	Graffiti (reactive)	104	55	25										40	184	144	360%	1.09	5.03
	Fly-Tipping (reactive)	80	66	72										84	218	134	160%	2.30	5.96
	Dog Fouling (reactive)	14	16	4										17	34	17	100%	0.46	0.93
Unemployment	775	785	760										2691	2320	-371	-14%	64.84	55.90	

This report has been produced by the CDP pursuant to a brief provided by Neighbourhood Services. Please contact Daniel Dexter if you have any queries regarding the data.
Daniel.Dexter@nottinghamcity.gov.uk Ext: 65709

Ward	Category	Apr-16	May-16	Jun-16	Jul-16	Aug-16	Sep-16	Oct-16	Nov-16	Dec-16	Jan-17	Feb-17	Mar-17	Year To Date				YTD Rates	
														2015-16	2016-17	Vol +/-	% Change	2015-16	2016-17
Bridge	All Crime	61	85	87	80									357	313	-44	-12%	36.60	32.09
	Victim Based Crime	58	83	82	77									324	300	-24	-7%	33.22	30.76
	Criminal Damage	7	9	12	15									51	43	-8	-16%	5.23	4.41
	Theft	30	39	32	22									121	123	2	2%	12.41	12.61
	Dwelling Burglary	5	9	6	6									8	26	18	225%	0.82	2.67
	Violence	11	14	21	19									91	65	-26	-29%	9.33	6.66
	<i>Domestic Violence</i>	5	4	3	6									30	18	-12	-40%	3.08	1.85
	<i>NTE Violence</i>	0	1	2	1									1	4	3	300%	0.10	0.41
	<i>Other Violence</i>	6	9	16	12									60	43	-17	-28%	6.15	4.41
	ASB	52	68	38	72									189	230	41	22%	19.38	23.58
	<i>Noise</i>	17	15	13	26									87	71	-16	-18%	8.92	7.28
	<i>Youth</i>	15	20	9	22									22	66	44	200%	2.26	6.77
	<i>Alcohol</i>	4	12	8	6									30	30	0	0%	3.08	3.08
Ave. Qrt Score	Deliberate Fires	1	3	3										6	7	1	17%	0.41	0.48
	Cleanliness Score	89	86	90										94	88	-6	-6%	N/A	N/A
	Graffiti (reactive)	100	49	21										34	170	136	400%	3.49	17.43
	Fly-Tipping (reactive)	59	44	56										50	159	109	218%	5.13	16.30
	Dog Fouling (reactive)	8	6	3										5	17	12	240%	0.51	1.74
	Unemployment	315	320	300										1136	935	-201	-18%	77.44	63.74

Ward	Category	Apr-16	May-16	Jun-16	Jul-16	Aug-16	Sep-16	Oct-16	Nov-16	Dec-16	Jan-17	Feb-17	Mar-17	Year To Date				YTD Rates	
														2015-16	2016-17	Vol +/-	% Change	2015-16	2016-17
Clifton North	All Crime	77	73	52	55									298	257	-41	-14%	23.12	19.94
	Victim Based Crime	72	68	49	47									277	236	-41	-15%	21.49	18.31
	Criminal Damage	13	13	9	8									76	43	-33	-43%	5.90	3.34
	Theft	10	8	12	13									45	43	-2	-4%	3.49	3.34
	Dwelling Burglary	9	6	3	2									15	20	5	33%	1.16	1.55
	Violence	8	19	15	8									74	50	-24	-32%	5.74	3.88
	<i>Domestic Violence</i>	4	10	8	4									28	26	-2	-7%	2.17	2.02
	<i>NTE Violence</i>	0	1	0	1									1	2	1	100%	0.08	0.16
	<i>Other Violence</i>	4	8	7	3									45	22	-23	-51%	3.49	1.71
	ASB	30	34	36	30									146	130	-16	-11%	11.33	10.09
	<i>Noise</i>	8	9	11	9									42	37	-5	-12%	3.26	2.87
	<i>Youth</i>	9	15	12	5									54	41	-13	-24%	4.19	3.18
	<i>Alcohol</i>	6	1	4	2									19	13	-6	-32%	1.47	1.01
Ave. Qrt Score	Deliberate Fires	0	2	0										4	2	-2	-50%	0.31	0.16
	Cleanliness Score	89	93	90										96	91	-5	-6%	N/A	N/A
	Graffiti (reactive)	4	5	2										5	11	6	120%	0.39	0.85
	Fly-Tipping (reactive)	7	6	6										8	19	11	138%	0.62	1.47
	Dog Fouling (reactive)	2	4	0										4	6	2	50%	0.31	0.47
	Unemployment	215	220	215										619	650	31	5%	48.03	50.43

Ward	Category	Apr-16	May-16	Jun-16	Jul-16	Aug-16	Sep-16	Oct-16	Nov-16	Dec-16	Jan-17	Feb-17	Mar-17	Year To Date				YTD Rates	
		2015-16	2016-17	Vol +/-	% Change	2015-16	2016-17												
Clifton South	All Crime	104	84	83	76									271	347	76	28%	19.43	24.88
	Victim Based Crime	91	77	76	70									246	314	68	28%	17.64	22.51
	Criminal Damage	19	16	18	11									46	64	18	39%	3.30	4.59
	Theft	18	14	22	23									63	77	14	22%	4.52	5.52
	Dwelling Burglary	5	11	3	4									15	23	8	53%	1.08	1.65
	Violence	15	23	24	21									73	83	10	14%	5.23	5.95
	<i>Domestic Violence</i>	6	8	11	9									26	34	8	31%	1.86	2.44
	<i>NTE Violence</i>	1	6	3	4									1	14	13	1300%	0.07	1.00
	<i>Other Violence</i>	8	9	10	8									46	35	-11	-24%	3.30	2.51
	ASB	36	40	51	59									190	186	-4	-2%	13.62	13.34
	<i>Noise</i>	13	8	7	14									63	42	-21	-33%	4.52	3.01
	<i>Youth</i>	7	14	18	26									64	65	1	2%	4.59	4.66
	<i>Alcohol</i>	4	8	11	7									21	30	9	43%	1.51	2.15
Ave. Qrt Score	Deliberate Fires	1	0	0										5	1	-4	-80%	0.36	0.07
	Cleanliness Score	92	92	91										93	92	-1	-1%	N/A	N/A
	Graffiti (reactive)	0	1	2										1	3	2	200%	0.07	0.22
	Fly-Tipping (reactive)	14	16	10										26	40	14	54%	1.86	2.87
	Dog Fouling (reactive)	4	6	1										8	11	3	38%	0.57	0.79
	Unemployment	245	245	245										936	735	-201	-21%	67.11	52.70

This page is intentionally left blank

AREA 8 COMMITTEE – 14 SEPTEMBER 2016

Title of paper:	AREA CAPITAL FUND – 2016/17 Programme	
Director(s)/ Corporate Director(s):	Dave Halstead Director of Neighbourhood Services	Wards affected: Bridge, Clifton North & Clifton South
Report author(s) and contact details:	Heidi May, Head of Neighbourhood Management 07983 718859 heidi.may@nottinghamcity.gov.uk Abdul Ghaffar, Neighbourhood Development Officer – Bridge 0115 876 1319 abdul.ghaffar@nottinghamcity.gov.uk Parbinder Singh, Neighbourhood Development Officer – Clifton North 0115 878 6244 parbinder.singh@nottinghamcity.gov.uk Prairie Bryant, Neighbourhood Development Officer – Clifton South 0115 8786243 Prairie.bryant@nottinghamcity.gov.uk	
Other colleagues who have provided input:	Nancy Hudson, Projects Officer, Highway Services Tel: 0115 876 5633 nancy.hudson@nottinghamcity.gov.uk	
Date of consultation with Portfolio Holder(s) (if relevant)	N/A	
Relevant Council Plan Key Theme:		
Strategic Regeneration and Development		<input type="checkbox"/>
Schools		<input type="checkbox"/>
Planning and Housing		<input type="checkbox"/>
Community Services		<input checked="" type="checkbox"/>
Energy, Sustainability and Customer		<input type="checkbox"/>
Jobs, Growth and Transport		<input checked="" type="checkbox"/>
Adults, Health and Community Sector		<input type="checkbox"/>
Children, Early Intervention and Early Years		<input type="checkbox"/>
Leisure and Culture		<input checked="" type="checkbox"/>
Resources and Neighbourhood Regeneration		<input type="checkbox"/>
Summary of issues (including benefits to citizens/service users):		
This report provides Councillors with the latest spend proposals under the Area Capital Fund including highways, traffic and safety, and public realm.		
Recommendation(s):		
1	To note the monies available to Bridge, Clifton North and Clifton South Wards as outlined in Appendix 1.	
2	To approve the programme of schemes for Clifton North Ward as outlined in the non-shaded rows in Appendix 1	

1 REASONS FOR RECOMMENDATIONS

- 1.1 The Nottingham Local Transport Plan (LTP) strategy 2011-2026 maintains a commitment to deliver transport improvements across Nottingham's Neighbourhoods and prioritises small transport improvements of importance to local communities
- 1.2 As part of the budget process, on 23 February 2016 Nottingham City Council approved an LTP capital allocation of £1.25 million citywide and General Fund (public realm) of £0.75 million between 2016-2017
- 1.3 To give an opportunity for the Area Committee to make comment on suggested schemes and their progress.

2 BACKGROUND (INCLUDING OUTCOMES OF CONSULTATION)

- 2.1 The Area Capital Programme was established in 2006 to improve the environment of the neighbourhoods, and to create a sense of place for residents in order to improve the quality of life of local people. The improvements that have been carried out to date using this programmed have included footpath, fences, visual enhancements to public realm, refurbishment of parks and improvements to public buildings.
- 2.2 Resources are allocated from the Nottingham City Council general fund, the LTP and from the Housing Revenue Account. To achieve a joint approach to environmental improvements in neighbourhoods, a greater degree of flexibility has been established to prioritise and deliver improvements so that there is a synergy in local solutions for local issues across neighbourhoods.
- 2.3 The programme of works is a rolling programme. There have been instances where schemes are started, with strong community involvement and interest, only to be altered at a later stage due to changing circumstances, such as economic conditions and changes in land values.
- 2.4 The Area Committee, particularly community representatives, are invited to comment specifically on those schemes identified in the proposals column, and also to consider whether certain schemes can be linked to other programmes of work in order to generate best value and create a greater impact on the local area.

3 OTHER OPTIONS CONSIDERED IN MAKING RECOMMENDATIONS

- 3.1 None

4 FINANCE COMMENTS (INCLUDING IMPLICATIONS AND VALUE FOR MONEY/VAT)

- 4.1 Bringing together the various strands which form part of the Area Capital Programme enables the City Council to respond efficiently in delivering on public realm improvements as identified by local people.

5 LEGAL AND PROCUREMENT COMMENTS (INCLUDING RISK MANAGEMENT ISSUES, AND LEGAL, CRIME AND DISORDER ACT AND PROCUREMENT IMPLICATIONS)

- 5.1 A risk register has been produced which is regularly monitored.

6 STRATEGIC ASSETS & PROPERTY COMMENTS (FOR DECISION RELATING TO ALL PROPERTY ASSETS AND ASSOCIATED INFRASTRUCTURE)

- 6.1 None.

7 EQUALITY IMPACT ASSESSMENT

- 7.1 Has the equality impact of the proposals in this report been assessed?

No

An EIA is not required because the report does not relate to new or changing policies or functions

Yes

8 LIST OF BACKGROUND PAPERS OTHER THAN PUBLISHED WORKS OR THOSE DISCLOSING CONFIDENTIAL OR EXEMPT INFORMATION

8.1 Highways Framework Agreement

9 PUBLISHED DOCUMENTS REFERRED TO IN COMPILING THIS REPORT

9.1 Executive Board Report, 23 February 2016.

This page is intentionally left blank

Bridge Area Capital 2016 - 2017 Programme

Bridge LTP schemes

Location	Type	Councillor Prioritised / Area Committee Approved	Estimate	Estimated start date	Completed	Details
Gritley Mews	footpath	Approved May 2016	£10,077			Resurfacing of footway on Gritley Mews - lead service: Highway Services
Bathley Street	carriageway	Approved May 2016	£15,665			Microasphalt surface treatment on Bathley Street - lead service: Highway Maintenance

Total LTP schemes* £25,742

Bridge Public Realm schemes

Location	Type	Councillor Prioritised / Area Committee Approved	Estimate	Estimated start date	Completed	Details
Bridge Ward CCTV	security cameras	Approved May 2016	£10,960			Provision of 2 x3G CCTV camera with 2 year licence and 8 relocations to identified sites - lead service: Neighbourhood Management
Bridgeway Centre artwork	area improvement	Approved May 2016	£1,050			Additional contribution to previous funding to remove metal artwork in front of shops - lead service: Highway Maintenance

Total Public Realm schemes** £12,010

Bridge Withdrawn schemes

Location	Type	Reason	Amount	Details
<i>No decommitments to date</i>				

Total Decommited*** £0

2016 - 2017 LTP allocation £53,200

LTP carried forward from 2015 - 2016 £0

2016 - 2017 Public Realm allocation £31,900

Public Realm carried forward from 2015 - 2016 £47,048

Total Available 2016 - 2017 ACF £132,148

*Less LTP schemes - £25,742

**Less Public Realm schemes - £12,010

***Decommited funds + £0

Remaining available balance £94,396

LTP element remaining £27,458

Public Realm element remaining £66,938

Clifton North Area Capital 2016 - 2017 Programme

Clifton North LTP schemes

Location	Type	Councillor Prioritised / Area Committee Approved	Estimate	Estimated start date	Completed	Details
Midhurst Way	footpath	Prioritised 21 July 2016	£39,777			Footpath reconstruction on Midhurst Way (even numbered side only) - lead service: Highway Maintenance
Smithy Close/ Clifton North	TRO	Prioritised 21 July 2016	£6,000			Additional contribution to previously agreed schemes - lead service: Traffic & Safety
Clifton Grove Estate	study	Prioritised 21 July 2016	£1,500			Study into feasibility of a residents parking scheme - lead service: Traffic & Safety
Sumburgh Road area	footpath	Prioritised 21 July 2016	£223			Surface treatment of footpaths on Huntly Cl, Glenlivet Gdns, Fairisle Cl, Lerwick Cl, Sumburgh Rd and link footpaths: joint scheme with NCH and Highway Maintenance (LTP contribution) - lead service: Highway Maintenance

Total LTP schemes*

£47,500

Clifton North Public Realm schemes

Location	Type	Councillor Prioritised / Area Committee Approved	Estimate	Estimated start date	Completed	Details
Sumburgh Road area	footpath	Prioritised 21 July 2016	£22,374			Surface treatment of footpaths on Huntly Cl, Glenlivet Gdns, Fairisle Cl, Lerwick Cl, Sumburgh Rd and link footpaths: joint scheme with NCH and Highway Maintenance (PR contribution) - lead service: Highway Maintenance
Clifton North Ward CCTV	security cameras	Approved May 2016	£16,440			Provision of 3 x3G CCTV camera with 2 year licence and 8 relocations to identified sites - lead service: Neighbourhood Management
Eddleston Drive	fencing	Approved May 2016	£1,500			Fencing in Eddleston Drive and open area - lead service: Locality Management

Total Public Realm schemes**

£40,314

Clifton North Withdrawn schemes

Location	Type	Reason	Amount	Details
Previously decommitted			£4,296	

Total

£4,296

Decommitted***

2016 - 2017 LTP allocation

£47,500

LTP carried forward from 2015 - 2016	£0
2016 - 2017 Public Realm allocation	£28,500
Public Realm carried forward from 2015 - 2016	£7,518
Total Available 2016 - 2017 ACF	£83,518
*Less LTP schemes	- £47,500
**Less Public Realm schemes	- £40,314
***Decommitted funds	+ £4,296
Remaining available balance	£0
LTP element remaining	£0
Public Realm element remaining	£0

Clifton South Area Capital 2016 - 2017 Programme

Clifton South LTP schemes

Location	Type	Councillor Prioritised / Area Committee Approved	Estimate	Estimated start date	Completed	Details
Summerwood Lane	footpath	Approved May 2016	£25,420			Resurface footpath on Summerwood Lane (odd numbers side) from Conifer Crescent link footpath to Breckswood Drive - lead service: Highway Maintenance

Total LTP schemes* £25,420

Clifton South Public Realm schemes

Location	Type	Councillor Prioritised / Area Committee Approved	Estimate	Estimated start date	Completed	Details
Clifton South Ward CCTV	security cameras	Approved May 2016	£16,440			Provision of 3 x3G CCTV camera with 2 year licence and 8 relocations to identified sites - lead service: Neighbourhood Management

Total Public Realm schemes** £16,440

Clifton South Withdrawn schemes

Location	Type	Reason	Amount	Details
<i>No decommitments to date</i>				

Total Decommited*** £0

2016 - 2017 LTP allocation £59,900

LTP carried forward from 2015 - 2016 £1,663

2016 - 2017 Public Realm allocation £36,000

Public Realm carried forward from 2015 - 2016 £37,708

Total Available 2016 - 2017 ACF £135,271

*Less LTP schemes - £25,420

**Less Public Realm schemes - £16,440

***Decommited funds + £0

Remaining available balance £93,411

LTP element remaining £36,143

Public Realm element remaining £57,268

AREA 8 COMMITTEE – 14 SEPTEMBER 2016

Title of paper:	Delegated Authority Projects and Ward Councillor Budgets	
Director(s)/ Corporate Director(s):	Dave Halstead Director of Neighbourhood Services	Wards affected: Bridge, Clifton North & Clifton South
Report author(s) and contact details:	Heidi May, Head of Neighbourhood Management 07983718859 Heidi.may@nottinghamcity.gov.uk Abdul Ghaffar, Neighbourhood Development Officer – Bridge 0115 876 1319 abdul.ghaffar@nottinghamcity.gov.uk Parbinder Singh, Neighbourhood Development Officer – Clifton North 0115 878 6244 parbinder.singh@nottinghamcity.gov.uk Prairie Bryant, Neighbourhood Development Officer – Clifton South 0115 8786243 Prairie.bryant@nottinghamcity.gov.uk	
Other colleagues who have provided input:	Kate Spencer – Finance Assistant Kate.spencer@nottinghamcity.gov.uk	
Date of consultation with Portfolio Holder(s) (if relevant)	n/a	
Relevant Council Plan Key Theme:		
Strategic Regeneration and Development		<input type="checkbox"/>
Schools		<input type="checkbox"/>
Planning and Housing		<input type="checkbox"/>
Community Services		<input type="checkbox"/>
Energy, Sustainability and Customer		<input type="checkbox"/>
Jobs, Growth and Transport		<input type="checkbox"/>
Adults, Health and Community Sector		<input type="checkbox"/>
Children, Early Intervention and Early Years		<input type="checkbox"/>
Leisure and Culture		<input type="checkbox"/>
Resources and Neighbourhood Regeneration		<input type="checkbox"/>
Summary of issues (including benefits to citizens/service users):		
This report advises the Area Committee of the use of delegated authority by the Corporate Director for Commercial and Operations for the financial year 2016/17, and the Ward Councillors Revenue Budget allocation for 2016/17.		
Recommendation(s):		
1	To note the actions agreed by the Corporate Director for Commercial and Operations in respect of projects and schemes within Area 8, detailed in Appendix 1.	
2	To note the individual Ward Councillors Revenue Budget allocation of £5,000 for 2016/17.	

1 REASONS FOR RECOMMENDATIONS

- 1.1 Records detailing Councillors spending decisions and consultation are shown in the attached Appendix. In accordance with the Constitution the Area Committee is required to note spending decisions taken by Ward Councillors.

2 BACKGROUND (INCLUDING OUTCOMES OF CONSULTATION)

- 2.1 This action follows the arrangements established by the Executive Board to allow for spending approvals through individual Councillors budget allocations.

3 OTHER OPTIONS CONSIDERED IN MAKING RECOMMENDATIONS

3.1 Covered within the Appendix.

4 FINANCE COMMENTS (INCLUDING IMPLICATIONS AND VALUE FOR MONEY/VAT)

4.1 Councillors had an individual allocation for 2015/16 of £5,000 and have received another £5,000 for 2016/17. Uncommitted funds from the previous financial year will be carried forward to the 2016/17 allocation. Arrangements agreed by Executive Board for spending the money were reported to the Area Committee at its meeting in June 2015.

5 LEGAL AND PROCUREMENT COMMENTS (INCLUDING RISK MANAGEMENT ISSUES, AND LEGAL, CRIME AND DISORDER ACT AND PROCUREMENT IMPLICATIONS)

5.1 These arrangements provide transparency and regulation to the spending of individual Councillors allocation.

5.2 The funds allocated by Area Committee are used to address diverse needs from various sections of the community and reduce inequalities.

6 STRATEGIC ASSETS & PROPERTY COMMENTS (FOR DECISION RELATING TO ALL PROPERTY ASSETS AND ASSOCIATED INFRASTRUCTURE) (AREA COMMITTEE REPORTS ONLY)

6.1 None

7 EQUALITY IMPACT ASSESSMENT

7.1 An EIA is not needed as the report does not contain proposals or financial decisions

8 LIST OF BACKGROUND PAPERS OTHER THAN PUBLISHED WORKS OR THOSE DISCLOSING CONFIDENTIAL OR EXEMPT INFORMATION

8.1 None

9 PUBLISHED DOCUMENTS REFERRED TO IN COMPILING THIS REPORT

9.1 None

BRIDGE WARD BUDGET ALLOCATION

Schemes	Councillor(s)	Amount (total)
Bridgeway Centre Floral Display	Cllr Heaton, Cllr Edwards – Bridge Ward Pooled Budget	2,516.00
Arkwright Meadows Community Gardens Events – Spring Open Day, Summer Event & Autumn Harvest	Cllr Heaton, Cllr Edwards – Bridge Ward Pooled Budget	1,195.00
Nottingham Music Service	Cllr Heaton, Cllr Edwards – Bridge Ward Pooled Budget	240.00
Nottingham Carnival	Cllr Heaton, Cllr Edwards – Bridge Ward Pooled Budget	500.00
Trent Bridge Community Trust – “Street Cricket Sessions”	Cllr Heaton, Cllr Edwards – Bridge Ward Pooled Budget	1000.00
25ft Christmas tree (purchase, install and dismantle)- Bridgeway Centre	Cllr Heaton, Cllr Edwards – Bridge Ward Pooled Budget	2,378.56
Safe Alternative Centre CIC – Fun day	Cllr Heaton, Cllr Edwards – Bridge Ward Pooled Budget	1000.00
Your Choice Your Voice Dragons Den	Cllr Heaton, Cllr Edwards – Bridge Ward Pooled Budget	2,500.00
Manzil – Cohesion event and Outing	Cllr Heaton, Cllr Edwards – Bridge Ward Pooled Budget	1,145.00
Meadows Muslim Centre – Eid Event	Cllr Heaton, Cllr Edwards – Bridge Ward Pooled Budget	590.00
	Total allocated at 26/08/16	£ 13,064.56
	Balance B’Fwd 2015/16	£ 9,861.89
	Allocation 2016/17	£ 10,000.00
	Returned/De-committed at 09/03/16	£ 1,155.00
	Total available allocation	£ 21,016.89
	Total allocated at 26/08/16	£ 13,064.56
	Total unallocated at 26/08/16	£ 7,952.33

CLIFTON NORTH WARD BUDGET ALLOCATION

Schemes	Councillor(s)	Amount (total)
Wilford Community Group – May Day event	Cllr Rule	300.00
Drive in Cinema at NET Park & Drive	Cllrs Cook & Ferguson	1,200.00
Wilford Community Group – Queen’s Birthday community event	Cllrs Cook, Ferguson & Rule	300.00
Nottingham Music School	Cllrs Cook, Ferguson & Rule	360.00
Literacy Volunteers	Cllrs Cook, Ferguson & Rule	170.00
Clear-up at rear of shops on Varney Road	Cllr Rule	473.00
Gazebo for Clifton Community Family Support Group	Cllr Cook & Ferguson	660.00
Ruddington Lane Recreational Ground – Family Funday	Cllr Cook & Ferguson	750.00
NG11 Clifton Foodbank – racking, tables & chairs	Cllr Rule	605.60
	Total allocated at 12/08/16	£ 4,818.60
	Balance B’Fwd 2015/16	£ 17,532.00
	Allocation 2016/17	£ 15,000.00
	Total available allocation	£ 32,532.00
	Total allocated at 12/08/16	£ 4,818.60
	Total unallocated at 12/08/16	£ 27,713.40

CLIFTON SOUTH WARD BUDGET ALLOCATION

Schemes	Councillor(s)	Amount (total)
Literacy Volunteers	Cllrs Gibson, Jenkins & Young	810.00
Nottingham Music School	Cllrs Gibson, Jenkins & Young	240.00
Drive in Cinema at NET Park & Drive	Cllrs Gibson, Jenkins & Young	1,800.00
Defibrillator at Peacock Public House	Cllrs Gibson, Jenkins & Young	1,400.00
	Total allocated at 16/08/16	£ 4,122.00
	Balance B'Fwd 2015/16	£ 11,928.00
	Allocation 2016/17	£ 15,000.00
	Total available allocation	£ 26,928.00
	Total allocated at 16/08/16	£ 4,122.00
	Total unallocated at 16/08/16	£ 22,806.00

This page is intentionally left blank